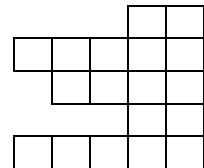


CENTRAL STATISTICAL OFFICE  
**DEMOGRAPHIC RESEARCH INSTITUTE**  
H-1149 BUDAPEST ANGOL UTCA 77.  
TELEFON: (36-1) 251-0288, (36-1) 384-3167 • FAX: (36-1) 383-3111  
E-MAIL: KSHNKI@MAILOP.KSH.HU

---

- A County
- B Area
- C Census district number
- D Serial number of apartment
- G Census-taker's code



**Participation is voluntary!**

## TURNING POINTS OF LIFE-COURSE

(Social, demographic panel survey)  
2nd WAVE



November 2004 –  
January 2005

**I. Let's begin with your family circumstances.**

(RESPONSES TO A1-A2 CAN BE COPIED FROM THE CALENDAR)

**A1 You have had \_\_\_ children.**

**A2 Your marital status is:**

- 1 – unmarried
- 2 – married and living together
- 3 – married, separated
- 4 – widow
- 5 – divorced

Sex of respondent:

- 1 – Male
- 2 – Female

Select M/F in Household Grid.

**A3. In what month and year were you born?**

\_\_\_ Year/ \_\_\_ Month \_\_\_ / \_\_\_ Day

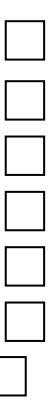
**A4. Together with you, how many people live here, in this household? (including student in hostel, male on military service, weekly commuter) \_\_\_ persons**

Please provide a few data on these persons:

TO BE CODED IN THE TABLE BELOW

**DATA GIVEN FROM THE CALENDAR CAN BE COPIED INTO CELLS MARKED**

SERIAL NUMBER	CODE	How is he/she related to you? CODE:	Sex: 1 – male 2 – female	Date of birth		In what year did you and [name] first start living in the same household? year	What is his / her main activity? Code:
				year	month		
1	<b>Respondent</b>						
2	<b>partner</b> (code: 01 or 02)	<input type="text"/>					
3	children (respondent's or partner's children: code 03-06)	<input type="text"/>					<input type="checkbox"/>
4		<input type="text"/>					<input type="checkbox"/>
5		<input type="text"/>					<input type="checkbox"/>
6		<input type="text"/>					<input type="checkbox"/>
7		<input type="text"/>					<input type="checkbox"/>
8		<input type="text"/>					<input type="checkbox"/>
9	Other members	<input type="text"/>	<input type="checkbox"/>	<input type="text"/>	<input type="text"/>	<input type="text"/>	<input type="checkbox"/>



10	of household (code: 07-17)	<input type="text"/>	<input type="text"/>	<input type="text"/>	<input type="text"/>	<input type="text"/>	<input type="text"/>
11		<input type="text"/>	<input type="text"/>	<input type="text"/>	<input type="text"/>	<input type="text"/>	<input type="text"/>
12		<input type="text"/>	<input type="text"/>	<input type="text"/>	<input type="text"/>	<input type="text"/>	<input type="text"/>
13		<input type="text"/>	<input type="text"/>	<input type="text"/>	<input type="text"/>	<input type="text"/>	<input type="text"/>
14		<input type="text"/>	<input type="text"/>	<input type="text"/>	<input type="text"/>	<input type="text"/>	<input type="text"/>

**RELATIONSHIP CODES:**

1 – spouse 2 – cohabiting partner 3 – own child 4 – child from earlier relationship of spouse, cohabiting partner 5 – adopted child 6 – other related child 7 – parent 8– mother-, father-in-law (also for partner) 9 – spouse, partner of child (daughter-, son-in-law) 10 – grandchild 11 – sibling 12 – sibling (half, step) 13 – foster parent 14 – grandparent 15 – other relative 16 – not relative

**ACTIVITY CODES:** 1 –employed, employee 2 – employed, in entrepreneurial status 3 – co-operative member 4 – unemployed 5 – child-care leave 6 – pensioner 7 – household duties 8 – student 9 – other

**A6. Is any member of your household (including yourself) limited in his/her ability to carry out normal everyday activities, because of a physical or mental health problem or a disability?**

- 1 – yes  
2 – no

GO TO A7.

**IF YES, WRITE DOWN HIS / HER SERIAL NUMBER FROM THE TABLE IN A5**

Serial number of household member:  
Serial number of household member:  
Serial number of household member:

<input type="text"/>	<input type="text"/>
<input type="text"/>	<input type="text"/>
<input type="text"/>	<input type="text"/>

**A7 Is there a member of the household who is typically absent for at least three days a week? If so, what is his/her occupation, where does he/she live when absent?**

- 1 – yes  
2 – no

GO TO A8

**IF THERE IS SUCH A MEMBER, INDICATE THE SERIAL NUMBER OF THE MEMBER FROM TABLE AT QUESTION 11, THEN THE CAUSE OF ABSENCE.**

Serial no. of household member  
Serial no. of household member  
Serial no. of household member

<input type="text"/>	<input type="text"/>
<input type="text"/>	<input type="text"/>
<input type="text"/>	<input type="text"/>

Cause of absence:  
Cause of absence:  
Cause of absence:

<input type="text"/>	<input type="text"/>
<input type="text"/>	<input type="text"/>
<input type="text"/>	<input type="text"/>

XX –

**CAUSE OF ABSENCE**

- 1 – lives in hostel  
2 – lives in rented room  
8 – lives with other parent  
9 – is in a penal institute

- 3 – has another apartment
- 4 – lives in workers', nurses' hostel
- 5 – lives with other relative
- 6 – on military service
- 7 – stays with other parent

- 10 – is in a reformatory
- 11 – is in hospital, nursing home
- 12 – is in a home for the elderly
- 13 – is abroad
- is elsewhere

**A8.- A11 IF RESPONDENT OR PARTNER HAS A CHILD BELOW 14 LIVING IN THE HOUSEHOL.**  
 (SEE A4, LINE 3.-8.) OTHERWISE GO TO A12.

**A8. I'm going to read out various tasks that have to be done when one lives together with children. Please tell me, who in your household does these tasks? Choose your answer from card number 1.**

	Alwa ys the resp.	Jsually the resp.	IF RESP. HAS A PARTNER			Always or usually someone else from the househol d	Always or usually someone else from outside the househol d	Childr en do it by themsel ves	Not rele vant
			Task shared between resp. And partner	Usual ly the partne r	Alway s the partne r				
1. dressing the children or seeing that the children are properly dressed	1	2	3	4	5	6	7	8	77
2. putting the children to bed and/or seeing that they go to bed	1	2	3	4	5	6	7	8	77
3. staying at home with the children when they are ill	1	2	3	4	5	6	7	8	77
4. playing with the children	1	2	3	4	5	6	7	8	77
5. helping the children with homework	1	2	3	4	5	6	7	8	77
6. taking the children to/from school, or day care centre	1	2	3	4	5	6	7	8	77






5 – a friend		1	2	3	4
6 – a neighbour		1	2	3	4
7 – other person		1	2	3	4

**ASK EVERYONE - SENSIBLY**

**A12.** Do you have any grandchildren?


1 – yes



**A12a.** How many grandchildren do you have?

2 – no



**GO TO B1**

**A13: IF RESP. HAS ONE GRANDCHILD!**

**A13.** In what month and year was your grandchild born?

year

month

**A14a-A14b: IF RE4SP. HAS MORE GRANDCHILDREN!**

**A14a.** In what month and year was the oldest of your grandchildren born?

year

month

**A14b.** In what month and year was the youngest of your grandchildren born?

year

month

**A15.** How frequently do you help to look after your grandchild(ren)?


How frequently does resp. help:?	<b>ONLY IF NOT AUTOMATICALLY MENTIONED</b>				
	<b>A10c. Do You provide this help</b>				
	Every day,	Once a week	Once a month or	Once a year?	
	1	2	3	4	<input type="text"/> <input type="text"/> <input type="text"/>

0 – does not help

99 – DK

**A16.** Do you have any great-grandchildren??

1 – yes



**A15a.** How many great-grandchildren do you have?

2 – no

**B. Now I would like to ask about your schooling, occupation and employment.**

**B1 What is your highest completed level of schooling?**

\_\_\_\_\_

**IN CASE OF SEVERAL  
QUALIFICATIONS, ENTER THE CODE**

- |  |  |
|--|--|
| 1 – did not go to school                             | 6 – general secondary school maturity                        |
| 2 – less than 8 years of primary school              | 7.-- higher education after secondary school but not college |
| 3 – 8 years of primary school (4 + 4 system also)    | 8. – college diploma   |
| 4 – vocational school (trade school, apprenticeship) | 9 – university diploma                                       |
| 5 – specialised secondary school maturity            |  |

**B2. What is (was) your father's highest completed level of schooling?**

- |  |  |
|--|--|
| 1 – did not go to school                             | 6 – general secondary school maturity                        |
| 2 – less than 8 years of primary school              | 7.-- higher education after secondary school but not college |
| 3 – 8 years of primary school (4 + 4 system also)    | 8. – college diploma   |
| 4 – vocational school (trade school, apprenticeship) | 9 – university diploma                                       |
| 5 – specialised secondary school maturity            | 99 – DK, Did not know father                                 |

**B3. What is (was) your mother's highest completed level of schooling?**


- |  |  |
|--|--|
| 1 – did not go to school                             | 6 – general secondary school maturity                        |
| 2 – less than 8 years of primary school              | 7.-- higher education after secondary school but not college |
| 3 – 8 years of primary school (4 + 4 system also)    | 8. – college diploma   |
| 4 – vocational school (trade school, apprenticeship) | 9 – university diploma                                       |
| 5 – specialised secondary school maturity            | 99 – DK, Did not know mother                                 |

**ASK EVERYONE**

**B4. What was your first permanent job (a job that you did for at least 3 months)?  
(If never had a permanent job, put down any kind of job he/she first had.)**

--	--	--	--

**0000: HAS NEVER HAD A JOB**



**GO TO B9**

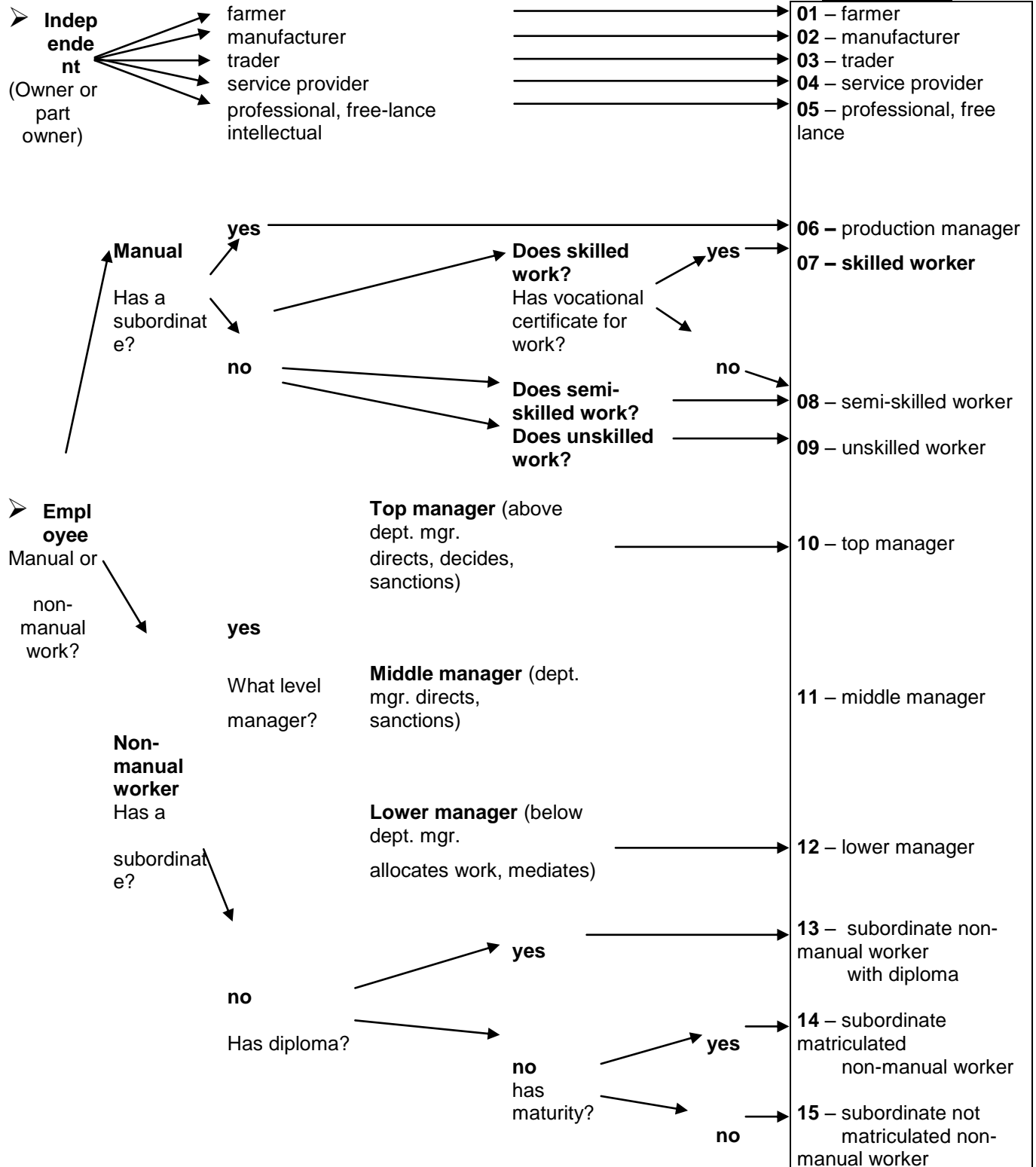
**FEOR**




**B4a. Did you do this work independently or as an employee?**

**FOLLOW THE ARROWS AND UNDERLINE.**

**MARK HERE.**



➤ **Does (did) only casual work**  
is (was) this manual or non-manual  
work?



\_\_\_\_\_   
 99 – don't know

X

X –

**ASK EVERYONE**

**B5. What is (was) your (last) precise occupation? If you have more than one, answer for the main one.**

**IF PENSIONER OR ON CHILD-CARE LEAVE AND WORKING: LAST OCCUPATION BEFORE RETIREMENT, LEAVE.**

--	--	--	--

FEOR

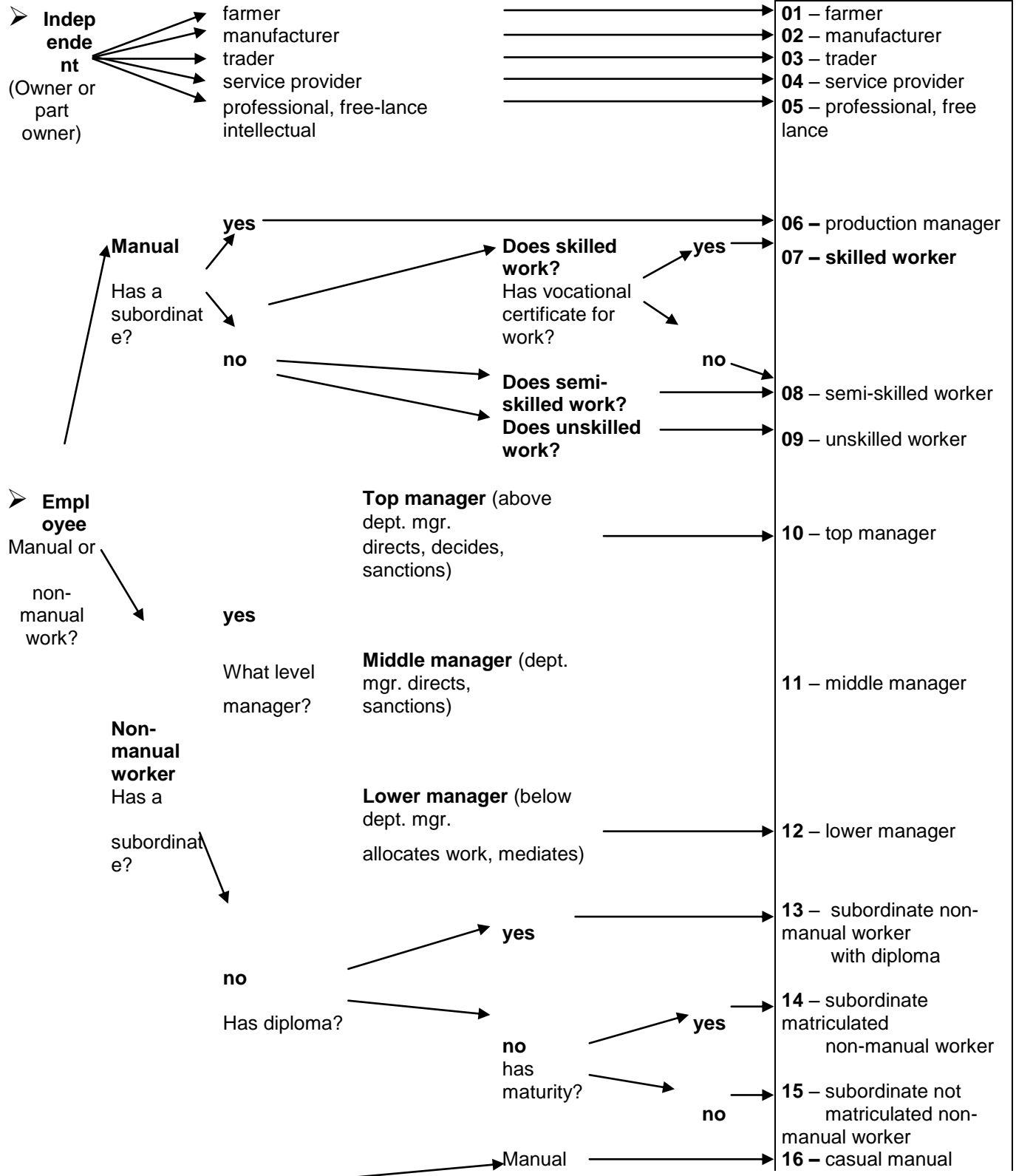
--

**0000 – STILL IN THE FIRST JOB → GO TO B6**

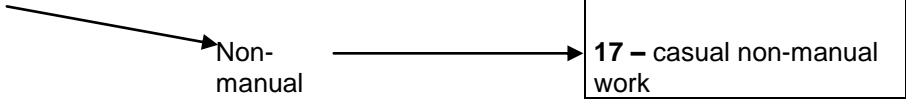
**B5a. Do (did) you do this work independently or as an employee?**

**FOLLOW THE ARROWS AND UNDERLINE.**

**MARK HERE.**



➤ Does (did) only casual work is (was) this manual or non-manual work?



99 – don't know

X

**IF INDEPENDENT OR A MANAGER (B5A.: CODES 01-06, 10-12):**

**B6. How many employees / subordinates do you (did you) have?**

				Person s
--	--	--	--	-------------

--	--	--	--

8888 – no subordinate / employee  
9999 – DK

**ASK THOSE IN A NON-CASUAL JOB:**

**B7. Your workplace, enterprise:**

- 1 – is fully owned by state or local government
- 2 – only partly owned by state or local government
- 3 – no state or local government ownership (privately owned)

9 – don't know


X

**EVERYONE!**

**B8. Now looking back to January 1989: Have you been working continuously, without any interruption since that time? Please consider the real situation and not your official status!**

ANY PERIOD SPENT WITH PAID WORK COUNTS AS „WORK“!  
PERIODS OVER THREE MONTHS WITHOUT WORK COUNT AS INTERRUPTIONS. CHILD-CARE LEAVE WITH WORKING STATUS MAINTAINED ALSO COUNTS AS INTERRUPTION IF NO ACTUAL WORK WAS BEING DONE.

- 1 – yes, worked continuously
- 2 – no, had interruption(s)



GO TO B11

--

**B9. Now can we go through this time and look at when and why you stopped working? Please use categories listed on card 3.**

**TO BE CODED IN THE TABLE!**

ACTIVITY CODE	Beginning		End	
	year	month	year	month
[ ][ ][ ][ ]				
[ ][ ][ ][ ]				
[ ][ ][ ][ ]				
[ ][ ][ ][ ]				
[ ][ ][ ][ ]				

<input type="checkbox"/>	<input type="checkbox"/>	<input type="checkbox"/>	<input type="checkbox"/>				
<input type="checkbox"/>	<input type="checkbox"/>	<input type="checkbox"/>	<input type="checkbox"/>				
<input type="checkbox"/>	<input type="checkbox"/>	<input type="checkbox"/>	<input type="checkbox"/>				



**ACTIVITY CODES:**

- 01 – had old-age pension, own right
- 02 – was on disability pension (work disability)
- 03 – had widow’s pension
- 04 – was on child-care fee (gyed)
- 05 – was on child-care allowance (gyes)
- 06 – was on child-care support (gyet)
- 08 – household duties
- 09 – was a student
- 10 – was unemployed
- 11 – other status

**B10.: IF THE RESPONDENT DOES NOT DO ANY PAID WORK – NOT EVEN AS A SECOND ACTIVITY. CHECK FROM B9!**

**B10. Are you planning to take a job in the future?**

- 1 – yes, has already found a job and is about to start soon
- 2 – yes, looking for work at present, and if a suitable job is found would start next week
- 3 – intends to take a job, but only in the more distant future, or
- 4 – not planning to take a job in the future

99 – DK

X –

GO TO B15!

**B11.-B14. IF RESPONDENT DOES PAID WORK. CHECK FROM B9**

**B11. How many hours did you work last week? Consider only income-earning activities.**

hours

99 – don't know

**B12. Please use card number 2. to indicate how satisfied are you with your work. 0 means that you are not satisfied at all, and 10 that you are fully satisfied. If you have more than one job, please think of the most important one.**

value

99 – DK

**B13. Do you intend to change job, or company within the next 3 years? If you have more than one job, please think of the most important one.**

- 1 – yes
- 2 – no
- 9 – DK

**B14. How often has each of the followings happened to you during the past three months? (Please use card number 4)...**

How often did it happen that... ..	Several times a week	Several times a month	Less often than that	Never	DOES NOT KNOW
1. you have come home from work too tired to do the chores that need to be done at home	1	2	3	4	9
2. It has been difficult for you to fulfil your family responsibilities because of the amount of time you spent on my job	1	2	3	4	9
3. you could not properly fulfil your work because you were too tired from the chores you had had at home the previous day	1	2	3	4	9
4. you have found it difficult to concentrate at work because of your family responsibilities	1	2	3	4	9

**ASK EVERYONE!**

**B15. On Card 5 there are some needs related to work. Please look at them and tell me which ones you personally think are important in a job? Please choose three and mention them in the order of importance**

- 1 – good pay
- 2 – not too much pressure
- 3 – good job security
- 4 – a job respected by people in general
- 5 – good working hours
- 6 – an opportunity to use initiative
- 7 – generous holidays
- 8 – a job in which you feel you can achieve something
- 9 – a responsible job
- 10 – a job that is interesting
- 11 – a job that meets one's abilities

Most important:

Second most important:

Third most important

**B16. To what extent do you agree or disagree with the following statements? Please use the marks they use in school, 5 meaning you fully agree, 1 meaning you fully disagree. Of course you can also use marks in between.**

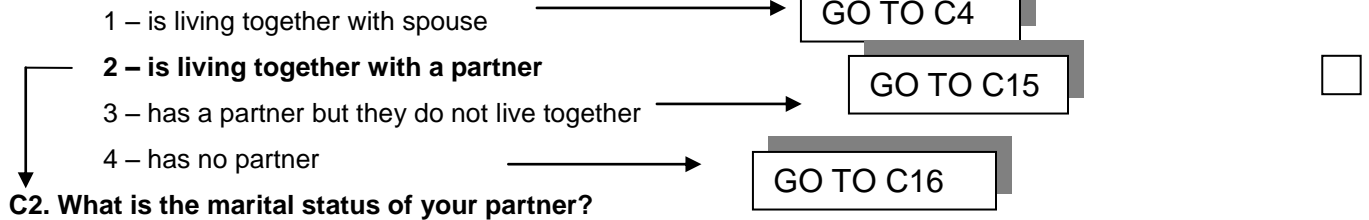
When jobs are scarce....	Fully disagree					Fully agree	DK
	1	2	3	4	5		
1. ...men should have more right to a job than women.	1	2	3	4	5		9
2... younger people should have more right to a job than older people.	1	2	3	4	5		9
3. ... people with children should have more right to a job than childless people	1	2	3	4	5		9





**C. Now let me ask you a few questions about marriage and partnership**

**C1. Find out! The respondent:**



**C2. What is the marital status of your partner?**

- 1 – unmarried
- 2 – married (does not live with spouse)
- 3 – widow
- 4 – divorced
- 9 – DK

**C3. Are you planning to marry?**

- 1 – yes
- 2 – perhaps, not yet decided
- 3 – no
- 9 – DK

**C4 What is the highest level of education your spouse/cohabiting partner has completed?**

- 1 – did not go to school
- 2 – less than 8 years of primary school
- 3 – 8 years of primary school
- 4 – vocational school (trade school, apprenticeship)
- 5 – specialised secondary school maturity
- 6 – general secondary school maturity
- 7.-- higher education after secondary school but not college
- 8. – college diploma
- 8 – university diploma

**C5. Does the spouse/cohabiting partner currently work or do some form of paid activity?**

1 – yes →

**How, in what form?**

**IN CASE OF MULTIPLE ANSWERS THE MOST IMPORTANT.**

- 1 – employed on a permanent basis
- 2 – employed with fixed-term contract
- 3 – independent, entrepreneur, self-employed owner
- 4 – member of a company
- 5 – does work while on pension (include part-time work!)
- 6 – studies as full-time student and works regularly
- 7.-- studies as full-time student and works occasionally

2 – no →

**Why not?**

- 1 – old-age pension, own right
- 2 – disability pension (work disability)
- 3 – widow's pension
- 4 – on child-care fee (GYED)
- 5 – on child-care allowance (GYES)
- 6 – on child-care support (GYET)
- 7 – on military service
- 8 – homemaker

- 8 – does work while on child care leave
- 9 – lives on casual work (manual)
- 10– lives on contract work (non-manual)
- 11– helping family member

- 9 – student
- 10 – first-time job-seeker
- 11 – unemployed
- 12 – other

**C6. Does your spouse/cohabiting partner have any other paid activity?**

- 1 – yes
- 2 – no

**C7. How many hours did your spouse/cohabiting partner work last week? Consider only paid activity.**

hours

99 – don't know

X

**C8 What is (was) his/her (last) precise occupation? If more than one, consider the main one.**

**IF PENSIONER OR ON CHILD-CARE LEAVE AND WORKS THEN: LAST ONE BEFORE RETIREMENT OR CHILD LEAVE.**

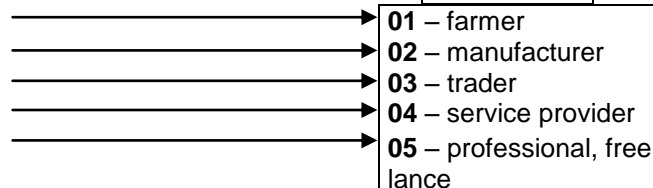
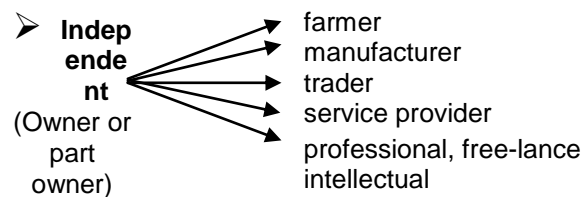
FEOR

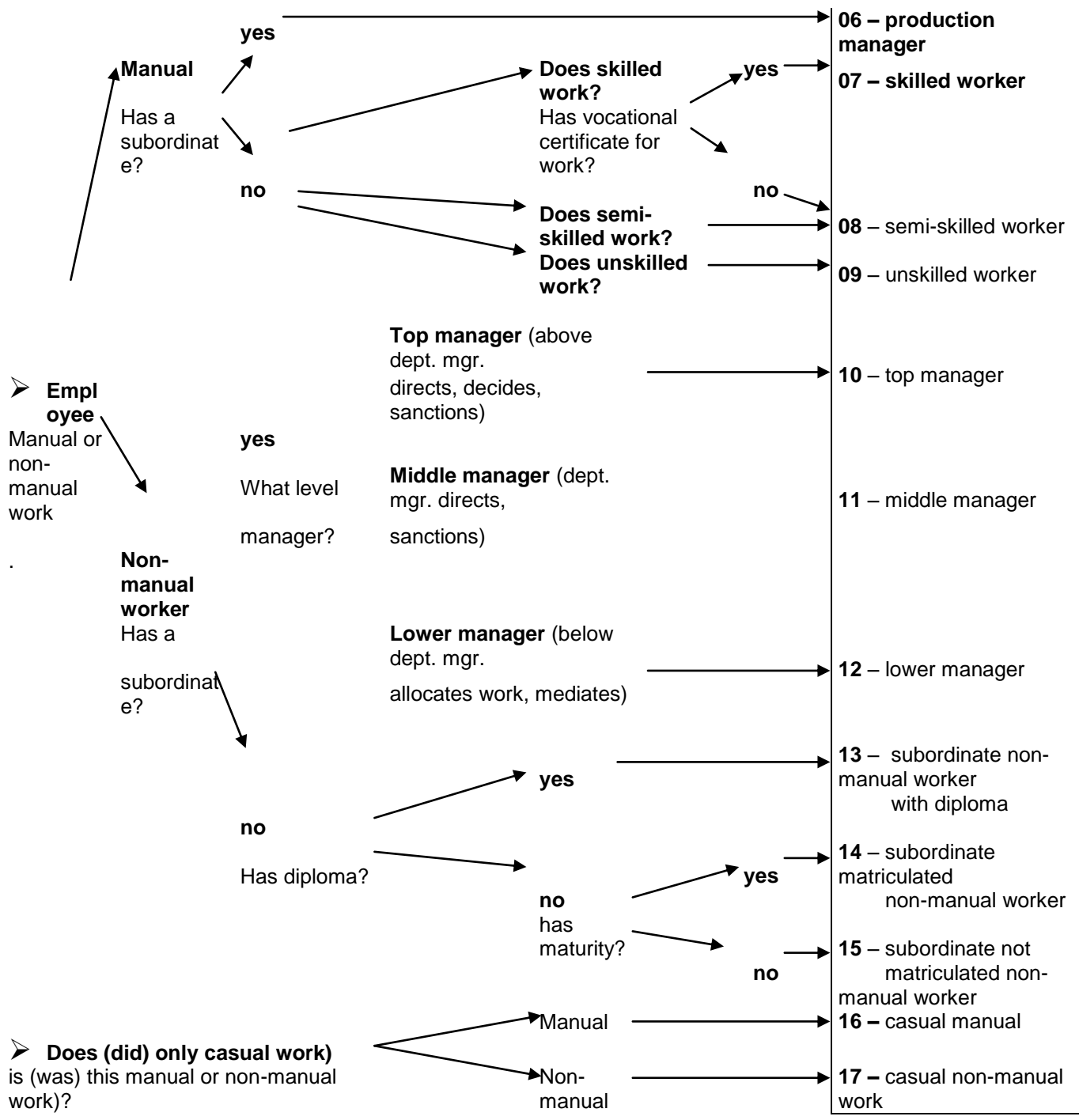
0000 -- NEVER WORKED

GO TO C9

**C8a. Does (has) your spouse/cohabiting partner do(ne) this work independently or as an employee?**

**FOLLOW THE ARROWS AND UNDERLINE.**





99 – don't know

X

**ASK ONLY MARRIED OR COHABITING RESPONDENTS**

**C9. Mark from 1 to 5 again. 1 means not at all characteristic and 5 means very characteristic to your marriage / partnership.**

How characteristic are the followings to your marriage or partnership?	not at all characteristic					very characteristic	Don't know
	1	2	3	4	5		
1.	1	2	3	4	5		9
2.	1	2	3	4	5		9
3.	1	2	3	4	5		9

**C10. Look at CARD NO. 1. Use it to indicate how satisfied you are with your marriage/partnership. Please evaluate the relationship from 0 to 10, where 0 means that you are not at all satisfied and 10 that you are fully satisfied.**

Scale value:

99 – don't know

X

**C11. Looking at card no. 6. please tell how often you disagree about the following issues with your spouse / partner.**

How often do you disagree about...	Never	Sometimes	Quite often	Very often	irrelevant	don't know
1. the sharing of housework?	1	2	3	4		9
2. financial matters?	1	2	3	4	7	9
3. the use of leisure time?	1	2	3	4	7	9
4. relations with friends? (if you have any)	1	2	3	4	7	9
5. relations with parents? (if you have any)	1	2	3	4	7	9
6. child-raising issues? (if you have any children)	1	2	3	4	7	9
7. having children?	1	2	3	4	7	9
8. common goals, plans?	1	2	3	4	7	9
9. drinking alcohol?	1	2	3	4	7	9
10. jealousy?	1	2	3	4	7	9

X

**C12. Look at CARD NO. 7. Use it to indicate which behaviour comes closest to yours when you disagree with your spouse/partner.**

- 1 – You keep your opinion to yourself to avoid a bigger dispute,
- 2 – you discuss the difference calmly,
- 3 – one of you sulks in silence,
- 4 – you argue, shout at each other, or
- 5 – you come to blows?

6 – other, please specify:.....

7 – never have argument

9 – don't know

X

**C13. In the past year have you thought of divorce or breaking off the relationship?**

---

1 – no

2 – yes, I have thought of it,

3 - we have thought of it

4 – yes, we are seriously considering the possibility of divorce or breaking off the relationship

5 – divorce is already on its way

9 – don't know

X

**GO TO C18!**





**IF RESP. HAS A COHABITING SPOUSE / PARTNER**

**C19. How satisfied are you with the division of household tasks between you and your partner/spouse? Please use card NUMBER 2 and tell me the value on the scale from 0 to 10, where 0 means you are not satisfied at all and 10 means you are very satisfied.**

Value:   
99 – DK

**AKS EVERYONE!**

**C20. What advice would you give to young men and women? What life should they choose?**

- 1 – Live alone, independently,
  - 2 – cohabit,
  - 3 – try living together first and then get married, or
  - 4 – get married without previously living together?
- 
- 9 – don't know

**C21. In your view how important is it to get married if a woman living in a cohabitation becomes pregnant and they would like to have the child?**

- 4 – Very important,
  - 3 – quite important,
  - 2 – not particularly, or
  - 1 – not at all important for them to marry?
- 
- 9 – don't know

**C22. In your opinion, what is the ideal age for getting married nowadays...**

**for a woman?**  
 years  
00 – never

**and for a man?**  
 years  
00 – never

**IF UNABLE TO SPECIFY AN AGE, ASK.**

**What do you think:**  
66 – Rather before the age of 25, or  
77 – between 25 and 30, or  
88 – rather over 25?

---

99 – don't know  
X

**What do you think:**  
66 – Rather before the age of 25,  
77 – between 25 and 30, or  
88 – rather over 25?

---

99 – don't know  
X



**C23. And nowadays what is the ideal age to have the first child...**

**for a woman?**

years

00 – never

**and for a man?**

years

00 – never

**IF UNABLE TO SPECIFY AN AGE, ASK,**

**But, what do you think:**

66 – Rather before the age of 25, or

77 – between 25 and 30, or

88 – rather over 25?

99 – don't know

X

**But, what do you think:**

66 – Rather before the age of 25,

77 – between 25 and 30, or

88 – rather over 25?

99 – don't know

X

**C24. To what extent do you agree with the following statements? Please mark again as they do in school!**

	Does not agree			Fully agree		DK
	At all					
1. In a couple the man should be older than the woman	1	2	3	4	5	9
2. If a woman earns more than her partner, it is not good for the relationship	1	2	3	4	5	9
3. On the whole, men make better political leaders than women do	1	2	3	4	5	9
4. Women should be able to decide how to spend the money they earn without having to ask their partner's permission.	1	2	3	4	5	9
5. Looking after the home or family is worth just as much as working for pay	1	2	3	4	5	9
6. A pre-school child is likely to suffer if his/her mother works	1	2	3	4	5	9
7. Children often suffer because their fathers concentrate too much on their work	1	2	3	4	5	9
7. If parents divorce it is better for the child to stay with the mother than with the father	1	2	3	4	5	9

**C25. I will read out a few opinions on family life and child-raising. Please tell me about each whether you agree or disagree.**

**DON'T READ THIS ALOUD!**

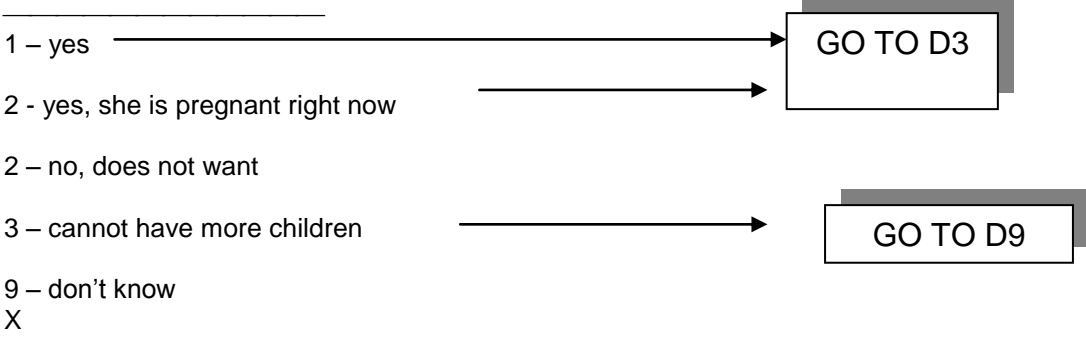
	Agree	Disagree	Respondent is uncertain	don't know
1. It is right if work is more important for the husband, and the home and children for the wife, even if they both work.	3	1	2	9
2. A child should obey its parents in all things and respect them even if they do not deserve it.	3	1	2	9
3. Women with a good profession and good job are right to consider work more important than having more children.	3	1	2	9
4. Parents do have obligations but they don't have to sacrifice	3	1	2	9

their aims in life for the children.				
--------------------------------------	--	--	--	--

**D. Now I will ask you about family-planning and child-raising**

**ASK ONLY WOMEN BELOW 45 AND MEN BELOW 50. SEE QUESTION A2 (=WOMEN BORN IN OR AFTER 1959, MEN BORN IN OR AFTER 1954) OLDER RESPONDENTS GO TO D9**

**D1. Would like to have any more children?**



**D2. Please indicate which of the following reasons explain why you would not like to have a(nother) child.**

**MULTIPLE ANSWERS ARE ALLOWED**

	Has chosen	Has not chosen
1. I already have as many children as I wanted.	1	2
2. I cannot afford it.	1	2
3. Our housing conditions are not satisfactory.	1	2
4. I want to retain my freedom and comfort.	1	2
5. Pregnancy and child delivery is a great stress	1	2
6. I am afraid of the physical, nervous strain of raising children.	1	2
7. It would hinder my professional career	1	2
8. It would be more difficult to find a job with a child.	1	2
9. Due to my (my partner's health).	1	2
10. My marriage or my partnership is not stable enough.	1	2
11. I can't count on help from my parents, grandparents.	1	2

12. Out of question because of my age, my partner's age.	1	2
13. The future is insecure.	1	2
14. The influence of parents and relatives.	1	2
15. My spouse/partner does not want/ opposes (any more) children.	1	2

**GO TO D6**

**D3. How many (more) children would you like to have?**

\_\_\_\_\_

--	--

children

88 – does not give a figure (e.g. “as it turns out”, “as many as the Lord gives”, etc.)

**99 – don't know** **X**

**D4. Would you prefer to have a girl or a boy?**

- 1 – a boy
- 2 – a girl
- 3 – makes no difference
- 4 – a boy as well as a girl
- 9 – DK

**D5. At what age would you like your (next) baby to be born?**

\_\_ \_\_ years

88 – does not give a figure

99 – DK

**D6.** Now, suppose that during the next 3 years you were to have a/another child. I would like you to tell me what effect you think this would have on various aspects of your life. Please choose your answers from card number 11.

How would having a(nother) child effect ...	Would get much worse	Would get worse	Neither worse nor better	Would get better	Would get much better	Not applicable	DK	
1. your employment opportunities	1	2	3	4	5	7	9	<input type="checkbox"/>
2. your financial situation	1	2	3	4	5	7	9	<input type="checkbox"/>
3. your sexual life	1	2	3	4	5	7	9	<input type="checkbox"/>
4. what people around you think of you	1	2	3	4	5	7	9	<input type="checkbox"/>
5. the joy and satisfaction you get from life	1	2	3	4	5	7	9	<input type="checkbox"/>
6. the relationship between your partner / spouse	1	2	3	4	5	7	9	<input type="checkbox"/>
7. your partner's/spouse's employment opportunities	1	2	3	4	5	7	9	<input type="checkbox"/>
8. the security you get in your old age	1	2	3	4	5	7	9	<input type="checkbox"/>
9. the relationship between you and your parents	1	2	3	4	5	7	9	<input type="checkbox"/>
10. harmony in your life	1	2	3	4	5	7	9	<input type="checkbox"/>
11. your freedom to do what you want	1	2	3	4	5	7	9	<input type="checkbox"/>

**D7.** How much would the decision on whether to have or not to have a/another child depend on the followings? Please use card number 12.

How much would the decision depend on...	Not at all	A little	Quite a lot	Great deal	Not applicable	DK	
1. your financial situation	1	2	3	4	7	9	<input type="checkbox"/>
2. your work	1	2	3	4	7	9	<input type="checkbox"/>
3. your house conditions	1	2	3	4	7	9	<input type="checkbox"/>
4. your health	1	2	3	4	7	9	<input type="checkbox"/>
5. you having suitable partner	1	2	3	4	7	9	<input type="checkbox"/>
6. your partner's/spouse's work	1	2	3	4	7	9	<input type="checkbox"/>
7. your partner's/spouse's health	1	2	3	4	7	9	<input type="checkbox"/>

8. availability of childcare services	1	2	3	4	7	9
9. your and your partner's/spouse's opportunity to go on parental leave or care leave not at all your opportunity to go on parental leave or care leave	1	2	3	4	7	9



**D8. Please mark again as they do in schools. How true is it to your situation that... ?**

	not true At all					Absolutely true	Not appli cable	DK
	1	2	3	4	5			
1. Most of your friends think that you should have a/another child	1	2	3	4	5		7	9
2. Your parents think that you should have a/another child	1	2	3	4	5		7	9
3. Most of your relatives think that you should have a/another child	1	2	3	4	5		7	9

**ASK EVERYONE.**

**78. On card number 13 various things that children can be educated to are listed. Select the FIVE you consider especially important.**

- |                   |                                   |
|-------------------|-----------------------------------|
| 1 – obedience     | 8 – consistency                   |
| 2 – independence  | 9 – feeling of national belonging |
| 3 – humanism      | 10 – unselfishness                |
| 4 – good manners  | 11 – diligence, persistence       |
| 5 – hard work     | 12 – thrift                       |
| 6 – imagination   | 13 – patience, empathy            |
| 7 – sense of duty | 14 – religious conviction         |
| 99 – don't know   |                                   |

**D9a. You have chosen : ..... and .... Which of these five would you put to the first place? And which to the second? And which to the third?**

The 1. most important:

The 2. most important:

The 3. most important:

\_\_\_\_\_   
 99 – DK

**D10. Now I shall read out a few statements. What do you think about them? Please mark again as they do in school.**

	Does not agree at all					Fully agree	DK
	1	2	3	4	5		
1. Marriage is an outdated institution	1	2	3	4	5		9
2. It is all right for an unmarried couple to live together even if they have no interest in marriage	1	2	3	4	5		9

3. Marriage is a lifetime relationship and should never be ended	1	2	3	4	5	9
4. It is all right for a couple with an unhappy marriage to get a divorce even if they have children	1	2	3	4	5	9
5. A woman has to have children in order to be fulfilled	1	2	3	4	5	9
6. A man has to have children in order to be fulfilled	1	2	3	4	5	9
7. A child needs both a father and a mother to grow up happily	1	2	3	4	5	9
8. A woman has the right to have a child as a single parent even if she doesn't want to have a stable relationship.	1	2	3	4	5	9
9 When children turn about 18–20 years old they should start to live independently	1	2	3	4	5	9

**E. The following questions deal with older ages and how one prepares for getting elderly**

**E1. No matter how old you are, please tell me whether you are preparing or have prepared to supplement your pension in some way? What have you done so far and which of the following are you planning to do?**

Thinking of retirement...	Have already begun or done	Planning	Not dealing/have not dealt with	don't know
1. Joining a voluntary pension fund, health fund				
2. Saving money	1	2	3	9
3. Having a paid job while on pension	1	2	3	9
4. Changing your housing conditions (e.g. smaller, cheaper apartment, moving in with children, renting out a room, etc.)	1	2	3	9
5. Signing contract for annuity and support, buying pension insurance	1	2	3	9
6. Something else: .....	1	2	3	9

**E2. I am going to read out some statements about how grown up children should take care of an elderly parent. I would like you to say to what extent you agree or disagree with them. Please use marks from 1 to 5.**

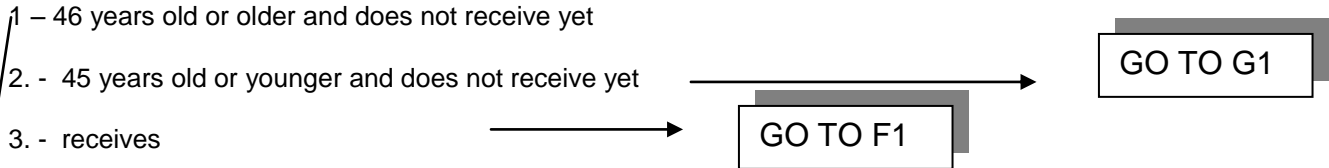
	Fully disagree					Fully agree	NT
	1	2	3	4	5		
1. Children should take responsibility for caring for their parents when parents are in need	1	2	3	4	5	9	
2. Children should adjust their work to the needs of their parents	1	2	3	4	5	9	<input type="checkbox"/>
3. When parents are in need, daughters should take more caring responsibility than sons	1	2	3	4	5	9	<input type="checkbox"/>
4. Children ought to provide financial help for their parents when their parents are having financial difficulties	1	2	3	4	5	9	<input type="checkbox"/>
5. Children should move in together with their parents when parents can no longer look after themselves	1	2	3	4	5	9	<input type="checkbox"/>



**E4. Do you receive some kind of pension?**

**ATTENTION! IF HE/SHE RECEIVES A TEMPORARY PENSION FOR BEING A WIDOW(ER) OR ORPHAN, HE/SHE IS NOT UNDERSTOOD AS A PENSIONER**

**46 YEARS OLD OR MORE = BORN IN 1958 OR BEFORE. SEE QUESTION A2.**



**E5. At what age do you expect to retire?**

Years

DOES NOT GIVE A SPECIFIC AGE, BUT:

- 1 - when reaches the legal retirement age
- 2 - as late as possible, will wait till made redundant
- 3 - does not work (will not be entitled to pension)
- 9 - don't know

GO TO G1

**E6. And if it was entirely up to you at what age would you retire?**

years

DOES NOT GIVE A SPECIFIC AGE, BUT:

- 1 - as soon as possible, or sooner than just indicated
- 2 - as late as possible, or later than just indicated
- 3 - the same as just indicated
- 4 - while still healthy enough
- 5 - other
- 9 - don't know

GO TO E10

GO TO E10

**E7: IF WOULD LIKE TO RETIRE SOONER:**

**E7. Why would you like to retire sooner?**

WRITE DOWN, THEN MARK BELOW THE LINE.

- 1 - as a young pensioner it would be easier to find a job
- 2 - would be free of the threat of becoming unemployed
- 3 - would like to earn while on pension
- 4 - does not like workplace, job
- 5 - would like to do different kind of work (e.g. enterprise, agricultural work)
- 6 - tired
- 7 - health deteriorated
- 8 - would like to spend more time with the family
- 9 - would like more free time, tired of restrictions
- 10 - does not need to have a job
- 11 - other
- 99 - don't know

X

**E8. Have you already requested a pension?**

- 1 – yes
- 2 – no----- E10
- 9 – DK ----- E10

**E9. What kind of pension have you requested?**

- 1 – old-age pension in your own right
- 2 – disability pension
- 4 – widow’s pension
- 4 – a pension for other relative
- 9 - DK

**ASK EVERY NON-PENSIONER OVER 45**

**E10. Now, suppose that during the next 3 years you were to RETIRE. I would like you to tell me what effect this would have on various aspects of your life. Please use card number 14.**

How would your retirement effect...	Would get much worse	...worse	...neither worse nor better	...better	...much better	Not applicable	DK
1. your freedom to do what you want	1	2	3	4	5	7	9
2. your financial situation	1	2	3	4	5	7	9
3. what people around you think of you	1	2	3	4	5	7	9
4. the joy and satisfaction you get from life	1	2	3	4	5	7	9
5. your health	1	2	3	4	5	7	9
6. the relationship between you and your partner / spouse	1	2	3	4	5	7	9
7. the relationship between you and your children, grandchildren	1	2	3	4	5	7	9

**E11. Regarding the way you will spend the first 5–10 years of your retirement, do you**

- 1 – have any specific plans, or
- 2 – only very general, vague ideas, or
- 3 – (as yet) have not given any thought to the question?
- 9 – don’t know X

**E12. Are you planning, when on pension...**

	Yes, am planning	Perhaps	Not planning	<i>don't know</i>
1. to take full-time or part-time work as an employee?	1	2	3	9
2. to start a business of some kind?	1	2	3	9
3. to do work in flexible hours (e.g. home work, casual, seasonal, contract work)?	1	2	3	9
4. to do work of an agricultural nature to supplement your income?	1	2	3	9
5. to play a considerable part in caring for and supervising children, grandchildren?	1	2	3	9

X

**E13. All things considered**

1 – are you expecting a pleasant, calm, enjoyable old age, or

2 – on a period full of problems and difficulties?

3 – other: yes and no, it depends on how things turn out

9– don't know

**AFTER THE ANSWER LEAVE OUT THE NEXT GROUP OF QUESTIONS → GO TO G1**

**F. The following questions deal with pensioners and how they spend the years in retirement.**

**F1. When did you retire?**

- 1 – in 2001 or thereafter
- 2 – before 2001 ----- GO TO F5

**F2-F4: ASK ONLY THOSE WHO RETIRED IN 2001 OR AFTER**

**F2. You have retired recently. Did that time...**

- 1 – suit your ideas, or
  - 2 – would you have had preferred to retire earlier, or
  - 3 – would you have had preferred to remain active?
- \_\_\_\_\_
- 9 – don't know

**F3. Who made the decision about your retirement at that particular time? Was it...**

- 1 – rather your own decision,
  - 2 – rather your employer's decision, or
  - 3 – was it your joint decision?
- \_\_\_\_\_
- 9 – don't know X

**F4. Was this decision**

- 1 – influenced by the desire to avoid dismissal, unemployment, or
  - 2 – this was not a factor?
- \_\_\_\_\_

**ASK EVERY PENSIONER**

**F5. After your retirement what type of benefit did you receive:**

- 1 – old-age pension in your own right
  - 2 – disability pension
  - 3 – widow's pension
- \_\_\_\_\_
- 7 – NONE OF THESE: received different kind of pension or pension-type benefit
- 9 – don't know X

**F6. I am going to list various activities. Please indicate which of these is part of your everyday duties, that is something you do regularly, practically every day.**

	Everyday duty	Not an everyday duty	NA
1. household work (cooking, washing, housework, shopping)	1	2	7
2. agricultural work, gardening, animal husbandry	1	2	7
3. care of pets (e.g. dog, cat, bird, fish, etc.)	1	2	7
4. work around the house, repairs, maintenance	1	2	7
5. care, supervision of children, grandchildren	1	2	7
6. work for the household or farm of the children, grandchildren	1	2	7
7. looking after a sick person, caring for someone	1	2	7
8. public activity, voluntary work (in a civil organisation, party, local government, etc.)	1	2	7

9 – don't know

**F7. All things considered, how would you characterise your present situation and life? Is this**

- 1 – rather a pleasant, balanced, enjoyable period of your life, or
- 2 – a period full of problems and difficulties?

3 – other, both are true

9 – don't know

X

**XI. Now a few questions about your financial situation and housing conditions.**

**ASK EVERYONE.**

**G1. On the average what is your monthly net income?**

'000 ,000	'00, 000	'0,0 00	'000	
				HUF/month

----- GO TO G3  
\_\_\_\_\_

9 – don't know

8 – DOES NOT WISH TO ANSWER

**IF DOES NOT KNOW / DOES NOT WISH TO ANSWER:**

**G2. We process the data of this questionnaire anonymously, using statistical methods. Can you say which of the categories on **CARD NO. 15** you belong to?**

- |                        |                         |                           |
|------------------------|-------------------------|---------------------------|
| 1. 30,000 HUF, or less | 6. 111,000–130,000 HUF  | 13. 401,000–450,000 HUF   |
| 2. 31,000–50,000 HUF   | 7. 131,000–150,000 HUF  | 14. 451,000–500,000 HUF   |
| 3. 51,000–70,000 HUF   | 8. 151,000–200,000 HUF  | 15. 501,000 HUF and above |
| 4. 71,000–90,000 HUF   | 9. 201,000–250,000 HUF  | 88 – REFUSES TO ANSWER    |
| 5. 91,000–110,000 HUF  | 10. 251,000–300,000 HUF | 99 – DOES NOT KNOW        |
|                        | 11. 301,000-350,000 HUF | X –                       |
|                        | 12. 351,000–400,000 HUF |                           |

**IF RESPONDENT HAS A COHABITING PARTNER / SPOUSE**

**G3. On the average what is the monthly net income of your partner / spouse?**

'000 ,000	'00, 000	'0,0 00	'000	
				HUF/month

----- GO TO G5  
\_\_\_\_\_

9 – don't know

8 – DOES NOT WISH TO ANSWER

**IF DOES NOT KNOW / DOES NOT WISH TO ANSWER:**

**G4. We process the data of this questionnaire anonymously, using statistical methods. Can you say which of the categories on **CARD NO. 15** your spouse / partner belongs to?**

- |                        |                         |                           |
|------------------------|-------------------------|---------------------------|
| 1. 30,000 HUF, or less | 6. 111,000–130,000 HUF  | 13. 401,000–450,000 HUF   |
| 2. 31,000–50,000 HUF   | 7. 131,000–150,000 HUF  | 14. 451,000–500,000 HUF   |
| 3. 51,000–70,000 HUF   | 8. 151,000–200,000 HUF  | 15. 501,000 HUF and above |
| 4. 71,000–90,000 HUF   | 9. 201,000–250,000 HUF  | 88 – REFUSES TO ANSWER    |
| 5. 91,000–110,000 HUF  | 10. 251,000–300,000 HUF | 99 – DOES NOT KNOW        |
|                        | 11. 301,000-350,000 HUF | X –                       |
|                        | 12. 351,000–400,000 HUF |                           |

**G5. Do you, or does anyone in your household grow plants, vegetables?**

- 3 – yes, for own supply as well as for selling
- 2 – yes, for own supply only
- 1 – no
- 9 – DK

**G6. Do you, or does anyone in your household breed any animal?**

- 3 – yes, for own supply as well as for selling
- 2 – yes, for own supply only
- 1 – no
- 9 – DK

**G7. Looking at CARD NO. 16 please select the sources that your household receives any income from.**

**MULTIPLE ANSWERS**

**ALLOWED.**

1 – income from main job	13 – unemployment benefit
2 – other income from work (second job, casual work etc.)	14 – housing maintenance support
3 – income derived from assets, other source	15 – additional family allowance
4 – scholarship	16 – income supplement for the unemployed
5 – child-care allowance (GYES)	17 – free medicine
6 – child-care fee (GYED)	18 – regular social aid
7 – child-raising support (GYET)	19 – emergency aid
8 -- family allowance	20 – supports for the physically handicapped
9 – old-age pension, own right	21 -- annuity for elderly
10 – disability pension, accident allowance	22 – other aid
11 – relative’s (widow’s) pension, allowance	23 – support from another private household
12 – orphan’s allowance	99 – don’t know

**IF RESPONDENT LIVES ALONE GO TO G10**

**G8. What is the combined average monthly (net) income of your household, including your own income?**

'000 ,000	'00, 000	'0,0 00	'000	
				HUF/month

8 – DOES NOT WISH TO ANSWER

9 – don't know X

**IF DOES NOT KNOW / DOES NOT WISH TO ANSWER:**

**G9. We process the data of this questionnaire anonymously, using statistical methods. Can you say in which of the categories on **CARD NO. 17** you belong?**

- |                          |                           |                           |
|--------------------------|---------------------------|---------------------------|
| 1. 30,000 HUF or less    | 7. 251,000 – 300,000 HUF  | 12. 701,000 – 800,000 HUF |
| 2. 31,000 – 50,000 HUF   | 8. 301,000 – 400,000 HUF  | 13. 801,000 – 900,000 HUF |
| 3. 51,000 – 100,000 HUF  | 9. 401,000 – 500,000 HUF  | 14. 901,000 and above     |
| 4. 101,000 – 150,000 HUF | 10. 501,000 – 600,000 HUF |                           |
| 5. 151,000 – 200,000 HUF | 11. 601,000 – 700,000 HUF | 88 – REFUSES TO ANSWER    |
| 6. 201,000 – 250,000 HUF |                           | 99 – don't know           |
|                          |                           | X –                       |

**G10: ASK EVERYONE**

**G10. What would you say, how do you manage with this income?**

- 1 – have to go without,
  - 2 – financial problems from month to month,
  - 3 – can just make ends meet by budgeting carefully,
  - 4 – live acceptably, or
  - 5 – live without problems?
- 
- 9 – don't know

**G11. Has your household been in arrears at any time during the past 12 months, that is, unable to pay as scheduled any of the following?**

	yes	no	Not icable	NK	DK
utility bills, such as for electricity, water,	1	2		8	9
IF THEY HAVE TO: rent for accommodation	1	2	7	8	9
IF THEY HAVE TO: mortgage payments	1	2	7	8	9
IF THEY HAVE TO: purchase instalments or other loan repayments	1	2	7	8	9





**G12. Looking at CARD NO.18, please consider your living conditions, what do you have or can do? What don't you have or can't do because you cannot afford it? What don't you have or don't do because you don't want or don't need it? And what don't you have or do for other reasons?**

You do and achieve.....	Do	Does not do, because		
		cannot afford	does not need	other reason
1. One week vacation travel per year.	1	2	3	4
2. Buy new clothes regularly	1	2	3	4
3. Replace worn out furniture.	1	2	3	4
4. Invite friends for dinner once a month.	1	2	3	4
5. Save at least 5000 HUF a month.	1	2	3	4
6. Keep your house / apartment nice warm	1	2	3	4

**G13. Looking at Card No. 2 please indicate to what level are you satisfied with your standard of living. 0 means not satisfied at all, while 10 means that you are fully satisfied**

Scale value

--	--

**G14. What is your status in this apartment / house?**

- 1 – owner
- 2 – renting from the local government
- 3 – renting from private owner
- 4 – do not have to pay for it
- 5 – other
- 91 – DK

**G15. What is the area of the apartment in m<sup>2</sup>?**

			m <sup>2</sup>
--	--	--	----------------

**G16a. Number of rooms over 12 m<sup>2</sup>?**

		rooms
--	--	-------

**G16b. Number of rooms with an area of 4-12 m<sup>2</sup>?**

		rooms
--	--	-------

**G17. Look at CARD NO. 2. Use it to indicate how satisfied you are with your apartment or house. 0 means that you are not satisfied at all and 10 that you are fully satisfied.**

Scale value: 

--	--

99 – don't know

**G18. Look at CARD NO. 94. Please indicate which of the followings you have? What don't you have because you cannot afford it? What don't you have because you don't want it? And what don't you have for other reasons?**

	Have	Does not have because		
		cannot afford	does not need	other reason
1. An apartment in which everyone has a separate room.	1	2	3	4
2. WC and bathroom or shower in the apartment.	1	2	3	4
3. Telephone.	1	2	3	4
4. Car.	1	2	3	4
5. Colour TV set.	1	2	3	4
6. Washing machine (automatic)	1	2	3	4
7. Dishwasher.	1	2	3	4
8. Video recorder.	1	2	3	4
9. PC.	1	2	3	4

**G19. Are you planning to change your housing conditions in the near future?**

- 1 – yes, within one or two years
- 2 – yes, within 3–5 years
- 3 – not yet, but would like to later
- 4 – does not want to move or change
- 9 – don't know

**G20. Look at CARD NO. 20. Evaluate the change of your own living conditions since 2001. Which graph best characterises the trend during the past three years?**

Number of figure selected:

9 – don't know

**G21. Now evaluate your general living conditions again. Look at CARD NO. 2 on which 10 represents the best living conditions you can imagine and 0 the worst.**

	Scale value	don't know
1. How would you rate your <b>present</b> living conditions?		99
2. And what living conditions would you consider <b>fair</b> for yourself?		99
3. And what do you expect your living conditions will be <b>in five years' time</b> ?		99

**H. The following questions are about your state of health .**

**H1. Use CARD NO. 2 to indicate how satisfied you are with the state of your health. 0 means that you are not at all satisfied and 10 that you are fully satisfied.**

Scale value: 

--	--

99 – don't know

**H2. Do you have any long-term or chronic illness?**

**1 – yes ----- H2a. For how long have you had this illness?**

- 1 – for less than 6 months**
- 2 – between 6 months and 1 year**
- 3 – between 1 and 5 years**
- 4 – between 5 and 10 years**
- 5 – for over 10 years**
- 9 – DK**

**2 – no**

**9 – DK**

**H3. Are you hindered in your everyday activity by some kind of health problem, illness, disability?**

**1 -- yes -----> H3a. How much does this problem hinder you?**

- 1 – severely, or**
- 2 – moderately?**

3 – varying, it depends

9 – don't know X

**H3b. For how long have you been suffering from this problem?**

- 1 – for less than 6 months**
- 2 – between 6 months and 1 year**
- 3 – between 1 and 5 years**
- 4 – between 5 and 10 years**
- 5 – for over 10 years**
- 9 – DK**

**H3c. Do you need regular help with personal care such as help with eating, getting up, dressing, bathing, using toilet etc?**

- 1 – yes**
- 2 – no**
- 9 – DK**

2 – no

9 - don't know

**H5. Have you ever been smoking?**

- 1 – yes, still smoking**
- 2 – yes, but not any more**
- 3 – never smoked ----- GO TO H7**
- 9 - DK**

**H6. For how have you been smoking / did you smoke altogether in your life?**

For ..... years

88 – DOES NOT WISH TO REPLY

99 – dk

**I. Finally let me ask you a few questions about your personal views**

**11. Using card number 21. please indicate to which religious denomination you belong to.**

- 1 – Roman Catholic
- 2 – Calvinist
- 3 – Evangelic
- 4 – Greek Catholic
- 5 – Unitarian
- 6 – Religious group “Belief”
- 7 – Orthodox
- 8 – Jew
- 9 – Muslim
- 10 – Hindu
- 11 – Buddhist
- 12 – other
- 13 – does not belong to anz denomination
- 88 – DOES NOT WISH TO REPLY
- 99 – DK

**12. Which of the following statements best describes your views?**

- 1 – I am religious, I follow the teachings of the church,
- 2 – I am religious in my own way,
- 3 – I can't say whether I am religious,
- 4 – I am not religious.

\_\_\_\_\_

9 – don't know

**13. Looking at CARD NO. 22. Please indicate to what extent you agree or disagree with the following statements.**

	Fully Agree	Agree	Disagree	Fully disagree	don't know
1. I feel confident about the future.	4	3	2	1	9
2. I have no influence over my everyday affairs.	4	3	2	1	9
3. Life is so complicated nowadays that most of the time I don't know what to do.	4	3	2	1	9
4. Anyone who wants to achieve something in life is forced to break certain rules.	4	3	2	1	9
5. I generally don't enjoy work.	4	3	2	1	9
6. No one cares what happens to other people.	4	3	2	1	9

**14. How much do you worry about the following things?**

Do you worry a lot, a little, or not at all about...	A lot	A little	Not at all	Does not apply	don't know
	WORRY				
1. your state of health?	3	2	1	0	9
2. IF YOU HAVE ONE: losing your job?	3	2	1	0	9
3. IF YOU HAVE ANY: your children's future?	3	2	1	0	9
4. your financial situation?	3	2	1	0	9
5. IF YOU HAVE ONE: your partnership?	3	2	1	0	9
6. the country's economic situation?	3	2	1	0	9
7. growing number of foreigners in this country	3	2	1	0	9
8. decrease of public security	3	2	1	0	9
9. war, nuclear catastrophe?	3	2	1	0	9
10. deterioration of the environment?	3	2	1	0	9
11. lack of things to do, feeling superfluous?	3	2	1	0	9
12. getting old and your mental status gets worse	3	2	1	0	9
13. IF YOU HAVE ANY: health of your family members	3	2	1	0	9
14. IF YOU HAVE ANY: your relationship with your children, grandchildren weakens	3	2	1	0	9
15. remaining on your own, getting widowed in your older age	3	2	1	0	9

**15. There are various factors that can influence people's general well-being. Please indicate how relevant are the following statements in your case?.**

How relevant is it in your case that...	Fully	Partly	Rather not	Not at all	don't know
	RELEVANT				
1. there is always someone around you, you can discuss your everyday problems with?	4	3	2	1	9
2. you can always rely on someone in case of need?	4	3	2	1	9
3. you often feel that no one is interested in what you say?	4	3	2	1	9
4. you feel that intimacy and warmth are missing from your life?	4	3	2	1	9
5. you often feel lonely?	4	3	2	1	9

**17. Which of these statements do you agree with more?**

- 1 – Most people can be trusted, or
- 2 – you can't be too cautious with regard to other people?

- 
- 3 – other answer
  - 9 – don't know

**19. Look at CARD NO. 1. Use it to indicate how satisfied you are with the following things. 0 means that you are not at all satisfied and 10 that you are fully satisfied.**

How far are you satisfied with...	Scale value	don't know
1. the course of your life <b>so far</b> ?		99
2. your <b>future</b> prospects?		99

**THANK YOU FOR YOUR CO-OPERATION AND YOUR VALUABLE CONTRIBUTION!**