

DOCUMENTS DE TRAVAIL 173

Presentation and Modifications to the Generations and Gender Survey Questionnaire in France (Wave 2)

L'Étude des relations familiales
et intergénérationnelles (Érfi)

Arnaud Régnier-Loilier
Leila Saboni
Béatrice Valdes

Presentation and Modifications to the *Generations and Gender Survey* Questionnaire in France (Wave 2)

L'Étude des relations familiales et intergénérationnelles (Érfi)

Régnier-Loilier Arnaud
Saboni Leila
Valdes Béatrice

Novembre 2011



<http://www-erfi.ined.fr>



Foreword

This working paper does not include any results of the Érfi-GGS Survey.

It is a working tool to facilitate comparative analysis of harmonized data from Wave 2 of the French GGS (ERFI) with data obtained in other countries. First it describes how the Wave 2 survey was organized in France. We draw attention to the problem of under-reporting of children, and describe the attrition observed between the two waves. The core questionnaire, annotated with all the changes introduced to adapt it to the French context, is also included.

Although great care has been taken to compare the French questionnaire with the core questionnaire, some errors may have escaped our notice. If you have any comments to make, please contact the authors to help them improve and update the content of this document (contact address: arnaud.regnier-loilier@ined.fr).

TABLE OF CONTENTS

Introduction	5
I. The Wave 2 questionnaire	7
1. The main changes made to the International Questionnaire between Waves 1 and 2	7
2. Specificities of the French questionnaire	7
<i>Changes made in the Wave 1 Questionnaire which were kept in Wave 2</i>	7
<i>Questions removed and added</i>	8
<i>Retrieval of data obtained in Wave 1</i>	9
<i>No requirement for specific consent in 2008</i>	10
II. Implementation of the Wave 2 survey in France	10
1. Testing the survey	10
2. Updating respondents' addresses between the two waves	11
3. In the field: interviewers, interview conditions and data quality	11
<i>Logistics of the survey</i>	11
<i>Duration and conditions of the interview</i>	12
<i>Severe under-reporting of non-resident children</i>	12
4. The final sample	13
5. Funding	13
6. Weighting and the use of the data obtained	13
7. Main characteristics of the first two Waves	14
III. Sample Attrition Between French GGS Waves 1 and 2	15
1. Differential attrition between 2005 and 2008	16
2. Geography of attrition	18
3. Type of household and housing tenure	20
4. Age-related attrition	22
5. Attrition and social group	22
6. Results confirmed <i>ceteris paribus</i>	24
Conclusion	26

IV. Changes made in the French Second Wave questionnaire	29
Legend	29
1. Household	35
2. Children	43
3. Partnerships	56
4. Household Organisation and Partnership Quality	70
5. Parents and Parental Home	75
6. Fertility	83
7. Health and Well-Being	89
8. Activity and Education History	93
9. Respondent's present Activity and Income	98
10. Partner's Activity and Income	112
11. Household Possessions, Income and Transfers	123
12. Value Orientations and Attitudes	127
13. Interviewer Observations	132
14. Interviewer Report	133
V. Table summarizing the available variables (harmonised Wave-2 data)	135

Introduction

The *Generations and Gender Programme* was launched in 2000 by the Population Activities Unit (PAU) created by the United Nations Economic Commission for Europe (UNECE). This programme, focusing on the structure of families and the relationships between generations and between the sexes, involves activities of two main kinds: conducting a longitudinal 3-wave survey (the Generations and Gender Surveys – GGS) on approximately 10 000 men and women aged between 18 and 79, and collecting contextual data in each of the countries involved. France, which is represented by the National Institute for Demographic Studies (INED), has participated in this project, taking part in the preparation of the Core Questionnaire on which the three survey waves were based (it was written in English before being translated and adapted by each of the countries in which the survey was conducted) and in the organization of the survey, which has been re-named "Étude des relations familiales et intergénérationnelles (ERFI)" in France. The survey itself has already been described in several papers (Vikat *et al.*, 2005 ; Régnier-Loilier, 2009; Régnier-Loilier et Légaré, 2010), and will not be presented again here.

The first wave of the ERFI survey was carried out in autumn 2005 by INED and INSEE (the National Institute for Statistics and Economic Studies) on 10 079 men and women aged between 18 and 79, 88% of whom agreed to be re-interviewed three years later. A total of 6 534 respondents were re-interviewed in autumn 2008 in the second wave. The third and last wave is taking place in the autumn of 2011.

When the first wave was carried out in France, a number of changes were made to the Core Questionnaire, mainly as the result of the pilot studies conducted prior to the actual survey. Although it was intended in the GGP project to harmonize the data collected in the various countries, it was also necessary to keep more detailed records of the changes made to the questionnaire than those given in the data files. Question wording, addition or removal of response categories or of questions asked, changes in the order of some of the questions, etc., are all factors that may explain the existence of differences between countries over and above context or national specificities. This means that care should be taken when attempting to make international comparisons.

The changes made in the French Wave 1 questionnaire were described in a previous issue of INED's *Documents de travail* (Sebillé et Régnier-Loilier, 2007) with a view to facilitating comparisons with other countries. The present document has been written for similar purposes, but for the Wave 2 survey. Here we report on how the survey was conducted in France¹, point out the problem of under-reporting of non-resident children in the second wave, and describe the attrition observed between the two waves (2005-2008). Secondly, an annotated version of the international questionnaire showing the changes made in the French questionnaire has been included. Lastly, a table summarizing the harmonized variables (which will be made available to researchers) gives an overall picture of the specificities of the French questionnaire².

¹ Part of the presentation of the second wave (in English) is taken from Ined's *Documents de travail*: Régnier-Loilier A., 2010, no.165, entitled "Présentation, questionnaire et documentation de la seconde vague de l'Étude des relations familiales et intergénérationnelles".

² Some further changes may be made subsequently. First, the harmonized data have not yet been disseminated, and second, the use of data gives rise to progressive adjustments of the disseminated databases (as was the case with wave 1 data).

I. The Wave 2 Questionnaire

1. The main changes made to the international questionnaire between waves 1 and 2

The fact that the GGS was intended to be a longitudinal survey meant that the wave 2 questionnaire needed to follow on consistently from the previous (wave 1) questionnaire. The structure of the wave 2 questionnaire is thus very similar and the wording of questions remains the same in order to facilitate comparisons between responses in successive waves. A few changes were nevertheless made between the first and second Waves.

In particular, it had not been possible to include respondents' occupational histories in the wave 1 questionnaire because of the time constraints imposed (the questionnaire had to be kept as short as possible). The main change made in the wave 2 questionnaire was the inclusion of a history of all spells of activity-inactivity-unemployment-training lasting at least three months since the respondents' 16th birthday.

The time taken to administer this module was an important factor, especially in the case of the oldest respondents (up to age 82 in wave 2), and some questions had to be omitted in order to keep the mean duration of the interviews to less than one hour. In the first place, there was no need to repeat factual questions previously asked in the wave 1 interviews, such as those about the respondents' parents (date of birth and death, country of birth, separation of the parents, date on which the respondents first started living separately from their parents, etc.). The same applied to some of the questions about the respondents themselves (country and date of birth, their original religion, etc.). In addition, the questions asked in the second questionnaire about the respondents' previous partnerships apply only to the previous three years, whereas the wave 1 questionnaire asked for the complete history of their past and present partnerships. Furthermore, some of the questions asked in wave 1 were removed, such as the rather time-consuming ones about whether the respondents intended to start living with their partner (questions 320, 321 and 323), form a partnership, start living separately from their parents (questions 579, 580 and 582), have a/another child (questions 627 and 628), and retire (questions 857, 858 and 859). The optional modules included in the wave 1 questionnaire were also removed.

2. Specificities of the French questionnaire

Changes made in the wave 1 questionnaire which were kept in wave 2

During the administration of the wave 1 questionnaire in France, a set of changes were made. Some questions had to be reformulated because they were difficult to understand or because of recommendations made by the national statistical authorities (Comité du Label). Some questions were removed or filtered because the respondents did not always see the difference between questions in a series which looked rather similar (and therefore gave the

impression of being too repetitive or intrusive, especially in the section on fertility), and also because the duration of the interviews had to be kept to less than one hour. Some new specific questions were also added because of budget constraints (linked to funding applications), researchers' special fields of interest, or national specificities. The additional questions were mostly about being in a civil partnerships (PACS: *Pacte civil de solidarité*), planning of births, difficulty in having children, and respondents' knowledge and opinions about the French pension system. These changes in the French questionnaire have been described in a previous issue of *Documents de travail* (Sebille et Régnier-Loilier, 2007).

To ensure comparability from one wave to the next, most of the changes made in France for wave 1 were carried over to wave 2.

Questions removed and added

Some of the questions added to the French wave 1 questionnaire were removed from wave 2, when they were designed solely for cross-sectional analysis (those focusing on seasonal birth control, difficulty in having children, and knowledge and opinions about the French pension system).

In addition, some requests for further details, about the division of domestic and childcare tasks, for instance, were not included in the French wave 2 questionnaire. In the international questionnaire, respondents were asked who usually performed particular tasks, and to specify (when relevant) the person in the household other than the two partners (father, mother, grandparents, etc.) who performed these tasks. Judging from the results of the wave 1 survey, situations of this kind occur too rarely in France for meaningful statistical analysis, and these requests for further details were removed from the French questionnaire.

Conversely, analysis of the wave 1 data revealed some weaknesses or lack of clarity in the questions. This led to some parts of the questionnaire being formulated more specifically. Notably:

- Respondents who had separated from their partner but reported that their children were living with them (as specified, "for at least 4 days a week") were asked whether the children either saw or lived with the other parent a few days a week or only occasionally. And conversely, the respondents were asked whether the children not living with them either saw or lived with them occasionally. By adding these questions, the aim is to account more accurately for children in shared custody and to prevent double counts³.
- The question asked in the international questionnaire about the age at which respondents had started to live separately from their parents for at least 3 consecutive months, does not provide sufficient information for a detailed study of the transition to independence. An additional question was added to the French questionnaire about the age at which respondents had first moved into an independent dwelling not financed by their parents.
- The wave 1 questionnaire does not provide complete information on whether respondents had taken parental leave, especially in the case of part-time parental leave. All respondents in part-time employment with a child under 3 years of age were therefore asked in the wave 2 questionnaire whether they were taking part-time parental leave.

³ Children in shared custody might be counted as members of both parental households, which doubles their probability of being included in the sample. This information is important, therefore, both to calculate weighting coefficients but also for research questions on the relationships between children and their parents after divorce or separation.

- Respondents having an intimate (couple) relationship with someone they were not living with represented 10% of the sample surveyed in 2005. Although specific questions were asked on this point in wave 1, it was not always possible to distinguish between "non-cohabiting couples" and persons "having a relationship with someone outside the household". Some more specific questions were therefore asked in the wave 2 questionnaire: respondents were asked to give the date on which this relationship had started and to state whether they felt the relationship was a "couple relationship" or a "romantic relationship". These details should help to distinguish more clearly whether the persons live apart from their partner by choice or by obligation, and to link these results in with those of the 1994 FFS-ERFE survey (in which this point was dealt with more fully), and thus to measure any changes in this phenomenon over time.
- A question frequently included in INED surveys (1974, 1988, 1994 and 1998-2003) about changes in birth control in France since the 1970s was added to the questionnaire. The following question was asked about the arrival of each child born between the first two waves: "Did you want that child to be born at that particular time in your life/ later/ not at all/ earlier /you had not even thought about it?".

In addition, two questions included in the international questionnaire but removed from the French wave 1 questionnaire were brought back in wave 2. Their absence was considered "regrettable" by researchers, for analysis at both national and international levels. These questions are:

- For unemployed respondents: "How satisfied are you with being unemployed? Please use this card and tell me the value on the scale (ranging from 0 = not at all satisfied to 10 = very satisfied). There were several reasons for including this question. First, it was asked to all respondents, whatever their employment status, in order to measure their well-being and its effect on intentions and behaviours (it is a subjective indicator, a proxy for utility functions widely used in economics). Likewise, this question provides a means, in association with other variables, to distinguish between "voluntary" and "involuntary" unemployment;
- "Here is a list of qualities that children can acquire. Which, if any, do you consider to be especially important? Please choose up to three and mention them in the order of importance".

Retrieval of information obtained in wave 1

The French questionnaire was produced using CAPI software. This made it possible to "retrieve" some of the data collected in wave 1 in order to filter certain questions. For example, the question "Is your father still alive?" was put in 2008 only to those respondents whose father was still alive in 2005. Twenty or so variables from wave 1 were retrieved in this way and used to filter the wave 2 questionnaire.

This information retrieval had several advantages: it shortened the length of the interviews, prevented contradictory information from being collected between two waves and saved the respondents from having to answer sensitive questions (those referring to deaths, separations, religion, etc.) more than once. In addition, when respondents were asked about their detailed employment histories, it provided them with several chronological landmarks (the age at which various events occurred, their children's year of birth, etc.) to help them remember sequences of events and dates.

Respondents were never confronted with their previous responses to the 2005 questionnaire (no questions such as "In 2005, you stated that..." were asked).

No requirement for specific consent in 2008

In 2005, the following two questions were qualified as "sensitive" by the French statistical authorities:

- What is/was your present/original religion?
- Are you in a civil partnership (PACS)? Yes / No

The first of these questions required a direct answer about the respondents' religion, while the second was liable to suggest their sexual orientation. Respondents were therefore asked for their written consent before their responses to these two questions were recorded (a document to be dated and signed at the end of the interview). The responses of those who refused to sign (6% of cases) were erased.

There was no need to carry out this procedure in the Wave 2 survey. The question about religion was no longer included in the questionnaire, and, in 2008, the question about PACS partnerships was no longer regarded in France as sensitive.

II. Implementation of the wave 2 survey in France

1. Testing the survey

The main change in the questionnaire was the addition of the grid to be completed by respondents, giving their occupational history since their 16th birthday. Since completing this grid was liable to be a difficult task in some cases (because of memory problems, especially among older respondents, since they were asked to record all spells lasting at least 3 months with an error margin of only one month), a special test was run. The results of this test showed that it was feasible to include this grid and gave an idea of the time required to complete it.

The complete questionnaire, which was basically very similar to the one used in wave 1, was tested only once, from March 24 to April 25, 2008, in two different parts of France (Aquitaine and Limousin) on approximately 200 people. Although this was a longitudinal survey, the test could not be run on people who had participated 3 years previously⁴. In order to check the "the retrieval chain of data collected in 2005"⁵ the test questionnaire was preceded by a short module focusing on the respondents' situation "3 years previously"⁶.

This test therefore involved 2 stages: first the interviewer administered a short questionnaire containing twenty or so questions designed to obtain the information required to filter the main

⁴ It was not possible to use the addresses of the 2005 respondents for the test, since each address had to be left unchanged for the main survey. One possible solution might have been to re-interview all those who took part in the preliminary wave 1 tests, but these respondents' addresses had not been updated and their responses had not been registered in a directly usable form in a database.

⁵ Some of the data collected in 2005 were used in the questionnaire to filter some of the 2008 questions. For example, for people who had already stated in 2005 that their parents were dead, we avoided asking in 2008 whether they were still alive; this question had nonetheless to be put to respondents whose parents were still alive in 2005.

⁶ To use the same example, the respondents were asked in the preliminary questionnaire whether their father/their mother was still alive in 2005, after explaining carefully that this was just a test and that this information was necessary for the test to be carried out properly.

questionnaire (those which were to be retrieved from wave 1 during the wave 2 survey); the interviewer then tested the wave 2 questionnaire in full.

2. Updating respondents' addresses between the two waves

The respondents interviewed in 2005 who agreed to being re-contacted in 2008 for a second interview were all "tracked" by INED's Surveys Department. They were contacted by mail five times between the two waves, i.e., approximately every six months (information about initial results, New Year greetings cards, etc.) in order to limit attrition and update the address files (changes of address, removal from the sample of deceased persons or persons who had decided to drop out of the survey, etc.). When the mail was returned unopened to INED (because the person had moved away, for example), a search was systematically carried out for the person's new contact details via the Internet or by using all the information available on their follow-up file (their home and mobile telephone numbers, those of the contact persons mentioned, etc.). Details of exits from the sample and attrition are given in Part III.

3. In the field: interviewers, interview conditions and data quality

Logistics of the survey

The main wave 2 survey took place three years after the wave 1 survey, from 20 October to 29 November 2008, with an extension up to 12 December 2008 to provide enough time to manage transfers of addresses between interviewers for respondents who had moved.

The Wave 2 data collection process mobilized 454 interviewers. INED and INSEE did their best to re-enlist the interviewers who had dealt with wave 1 because they were familiar with the questionnaire, had already established contacts with the households, and could trace respondents more easily, etc. As in wave 1, the interviewer instructors from each of INSEE's regional departments attended a 1-day training session at INED (presentation of the survey, the questionnaire, etc.) before going back to train the interviewers recruited in their own region.

The survey took place under the same conditions as wave 1: the questionnaire was prepared using the CAPI software program, the interviews were conducted face-to-face, no proxy respondents were allowed, and no third parties were to be present during the interview if possible. If the people interviewed in 2005 were no longer present in the household, the interviewer made an appointment to meet them, and if they had moved to another zone, another interviewer was given the new address. When respondents interviewed in 2005 had gone to live outside the regions normally covered by the survey⁷ (but within metropolitan France), the interviewers made an exception by going beyond their usually allotted zone to meet them. No telephone interviews were allowed, except in 2 highly exceptional cases, after obtaining the authorization of the survey designer. Previous respondents who had gone to live abroad or in institutions (such as retirement homes) were not interviewed.

⁷ These surveys were carried out over the whole of France, but only in specific zones. Some zones were therefore not covered the interviewers.

Duration and conditions of the interview

Each interview lasted 55 minutes on average, although there were fairly large differences, depending on the complexity of the respondents' occupational history, and hence on their age.

No major problems were encountered during the wave 2 data collection process. The interviews were conducted face-to-face more frequently than in wave 1. A third party was present in 25% of the 2005 interviews, whereas this percentage dropped to 18% in the 2008 interviews. This difference was no doubt due to the fact that the wave 2 interviewers were reminded at the training session how important it was to be alone with the respondent. A special study conducted during Wave 1 showed how strongly the responses can be affected by the interview conditions (Régnier-Loilier, 2007). The main problems encountered by interviewers on the field concerned the occupational history grid, which was not always easy to complete, especially for the older respondents (the oldest of whom were 82 years old). As in wave 1, the section about "values and attitudes" (questions of opinion) was thought by some interviewers to be rather too long, as discussions often arose about how to interpret many of the questions. The interviews went very well on the whole, however, as shown by the high percentage of respondents (97%) who agreed to be re-contacted in 2011 to answer the third and last questionnaire

Severe under-reporting of non-resident children

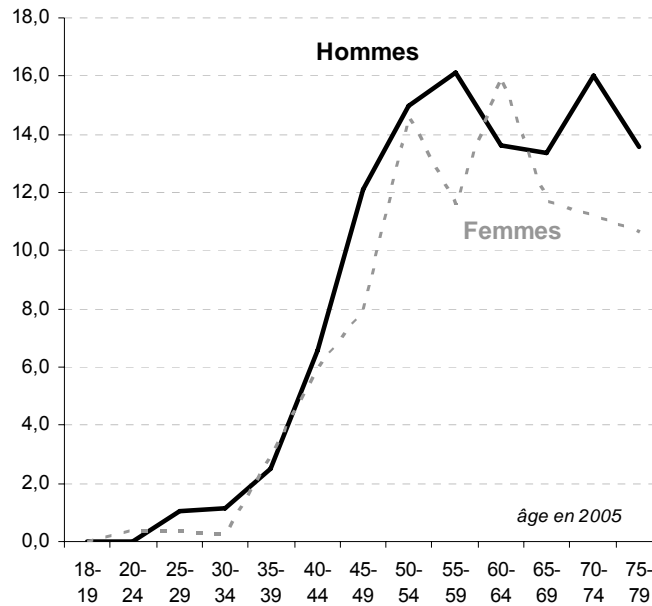
However, after data adjustment and cross-matching between waves 1 and 2, severe under-reporting of children in Wave 2 was brought to light. In 8% of cases, respondents reported fewer children than in 2005⁸, and this proportion increased to 14% among the over-50s (age in 2005) (figure 1).

A more detailed analysis showed that in most cases, the persons concerned had reported having one or more non-resident children in wave 1 but had reported none in wave 2. There were also a very small minority of cases where resident children reported in wave 1 were no longer reported in wave 2 (the children were probably no longer living in the respondents' household). In some even rarer cases, children had been declared in wave 1 as both resident and non-resident (double counts), and some deceased children reported in wave 1 were no longer mentioned in wave 2⁹.

⁸ Note that this indicator under-estimates under-reporting, since it was calculated on the basis of all the survey respondents, including those who had no children in wave 1 (and who therefore could not report having fewer children in wave 2).

⁹ A closer analysis is under way, which will be developed further once the datasets obtained in the three waves have been compared, in order to elucidate the reasons for this under-reporting. It was definitely not due to "interviewer" bias, since similar rates of under-reporting were observed for all interviewers. Mortality (and under-reporting of deceased children) does not suffice to account for these anomalies. It may be a panel effect: the respondents may have assumed that there was no need to report again all the non-resident children previously reported in wave 1; or they may have reported no non-resident children because they remembered that a long list of questions was asked in the questionnaire about each child.

Figure 1. Percentage of respondents who declared fewer children in wave 2, by age group (age in wave 1) and sex



Reference population: all respondents in both waves (n = 6 534)

4. The final sample

Out of the 10 079 respondents who took part in the 2005 survey and were included in the database, 6 534 also participated in 2008 (the attrition is discussed in Part III). Among these respondents, 97% agreed to being contacted again for the third and last wave, scheduled to take place in 2011. The same basic follow-up procedure was used with these respondents between waves 2 and 3 (two letters each year: initial results and a New Year greetings card, etc.).

5. Funding

The external costs of wave 2 (the interviewers' salaries and travel expenses) were covered by INED, the CNAF (Caisse nationale d'allocations familiales) and DREES (the French Ministry of Labour's Directorate for research, assessments and statistics). The internal costs (survey designers at INED and INSEE, correspondence, travel expenses, supervision of data collection, questionnaire software, etc.) were covered by INED and INSEE.

6. Weighting and use of the data obtained

As mentioned above, the sample interviewed in wave 2 consisted entirely of respondents who had participated in wave 1, but did not include all the wave 1 respondents. Between the two waves, attrition of approximately 35% occurred (some people refused to participate in wave 2, some had died, some had moved without leaving an address, and some had gone to live in institutions). Since the attrition was not due to random causes, the sample interviewed in 2008 is in no way representative of the French population as a whole in 2008.

The data can therefore only be used in a longitudinal approach, or a cross-sectional approach representative of 2005, provided that a weighting variable is applied to correct for attrition and to fit the 2008 findings with those of 2005. Given the extent of attrition, any cross-sectional use of these data (bearing in mind that they are representative of the population surveyed in 2005 only) will be less accurate, and prior checks will be needed to ensure that distortion on the variables of interest is not significant.

7. Main characteristics of the first two waves

	Wave 1 (2005)	Wave 2 (2008)
Survey leader	Arnaud Régnier-Loilier	Arnaud Régnier-Loilier
Funding (external costs)	INED, CNAF, CNAV, DREES, Dares, COR, ANR	INED, CNAF, DREES
Collecting body	INED, INSEE	INED, INSEE
Tests	March 2004: a test "on paper" to validate the translation ($n=80$) November 2004: CAPI test ($n=134$) April 2005: CAPI test ($n=180$)	November 2006: focus group (testing of the occupational history grid "on paper") ($n=20$) March 2008 - April 2008: CAPI test ($n=200$)
Sampling	Multi-stage sampling	Panel (Wave 1 database of addresses)
Mode of data collection	CAPI, face to face	CAPI, face to face
Interviewer training	4 days of training (training of instructors, who in turn trained the regional interviewers)	3 days of training (training of instructors, who in turn trained the regional interviewers)
Dates of data collection	26 September 2005 - 3 December 2005	20 October 2008 - 12 December 2008
Number of interviewers	560	454
Mean duration of the interview	63 minutes	55 minutes
Final sample	$n=10\ 079$	$n=6\ 534$

References

- Régnier-Loilier A. (2007), « Conditions de passation et biais occasionnés par la présence d'un tiers sur les réponses obtenues à l'enquête Erfi », *Économie et statistique*, 407, Insee, p. 27-50.
- Régnier-Loilier A., Légaré J. (2010), « Generations and Gender Programme. Présentation et perspectives », *Santé, société et solidarité*, n°2, pages 123-129 (à paraître).
- Régnier-Loilier A. (dir.), (2009), *Portraits de Familles. Enquête Étude des relations familiales et intergénérationnelles*, Coll. "Grandes enquêtes", 543 pages.
- Régnier-Loilier A. (2010), *Présentation, questionnaire et documentation de la seconde vague de l'Étude des relations familiales et intergénérationnelles (Erfi-GGS2)*, Documents de travail, n°165, 211 pages.
- Sebillé P., Régnier-Loilier A. (2007), *Modifications to the Generations and Gender Survey Questionnaire in France (wave 1). L'étude des relations familiales et intergénérationnelles (Erfi)*, Documents de travail, n°144, INED, 191 pages.
- Vikat A. et al. (2007). Generations and Gender Survey: Concept and Design, in UNECE, *Generations and Gender Programme: Concepts and Guidelines*, United Nations, New York and Geneva, 1-32.

III. Sample Attrition Between French GGS Waves 1 and 2

In autumn 2005, INED and INSEE carried out Wave 1 of the ÉRFI survey (Étude des Relations Familiales et Intergénérationnelles). The same respondents were surveyed again three years later in autumn 2008, and Wave 3 is planned for the end of 2011. As with all surveys repeated over time, the initial sample of some 10,000 respondents diminished at a relatively high rate and only 6,500 answered the second questionnaire, an attrition rate of 35%. To reduce attrition as far as possible, particular care must be given to sample follow-up, with efficient management of “address cards” and systematic recording of a “contact person”.

Panel surveys in which the same people are surveyed more than once (at varying intervals, which may be three months, a year, three years) have been increasingly used in France in recent years. Originally most common in English-speaking countries, often for medical and epidemiological purposes, these longitudinal studies have found other applications for various themes in the social sciences. Recent examples include the *Génération 98* survey by CEREQ¹⁰ on the early careers of young people after their initial training (three waves of data collected at two-year intervals), the *Intentions de Fécondité* survey by INED¹¹ (in three waves from 1998 to 2003) on obstacles to achieving intended fertility, and the “*Cocoon*” survey (contraceptive cohort, surveyed annually from 2000 to 2003) by INSERM¹² to monitor contraceptive practices over a person’s life-cycle.

Building on this type of survey, the Population Activities Unit of the United Nations Economic Commission for Europe (UNECE) has been running the Generations and Gender Programme (GGP) since 2000. One of its purposes is to promote the holding of the same survey at international level on the general topic of the family (for more details, see Vikat *et al.*, 2005). It comprises three waves, at three-year intervals, designed to collect a greater quantity of much more specific data on the sequence of demographic and biographical events than are provided by cross-sectional surveys. The longitudinal nature of the Generations and Gender Survey (GGS) also makes it possible to study correlations between changes in income, values and opinions, for example, and changes in behaviour. People cannot be asked to say in hindsight what they thought or what they earned five years earlier: the quality of the information would be debatable since people cannot exactly remember their income or opinions years before (with a high risk, in the case of opinions and values, of ex post rationalisation). Not least, the prospective dimension of the surveys includes a number of questions about intentions (moving home, forming a couple, marrying, having a child, changing jobs, etc.) which can be compared with observed behaviour in subsequent years. It is then possible to identify the factors and events that hinder or facilitate the achievement of these intentions.

Together with INSEE, INED joined this project by carrying out its “study of family and intergenerational relations” (ÉRFI), the French version of the GGS questionnaire and survey protocol (UNECE, 2005; Régnier-Loilier, 2006b). The survey was designed on the same principles as a “household” survey and Wave 1 was conducted in autumn 2005 with 10,079 respondents aged 18 to 79. The plan was to re-survey the same people three years and six years later. Wave 2 was conducted in autumn 2008.

¹⁰ Centre d'études et de recherche sur les qualifications.

¹¹ Institut national d'études démographiques.

¹² Institut national de la santé et de la recherche médicale.

However, the organisation of this type of survey is no simple task. In addition to the costs incurred, there are a number of methodological problems, particularly attrition, i.e., the impossibility of surveying all the respondents in successive waves. Monitoring a group of people over a long period is difficult to do for a number of reasons. First, in each wave there is the risk that a number of people will leave the panel and refuse to answer any further questionnaires (the questions may have been perceived as intrusive or offensive, or the interview may have seemed too long, etc.). Second, the respondents are subject to a number of events that may cause them to change their address: new job, birth of a child, separation, move to a nursing home. Although some countries can rely on population records to update individual addresses, this cannot be done in all cases. In France, for example, it is not permitted to use recent data from social security or taxation files to update the address cards. Finally, as for all population groups, members of the panel may die¹³.

These various reasons for leaving the sample (refusal, loss of address and death) do not affect all the Wave 1 survey group in a random manner: death concerns older respondents more, loss of address is more frequent among the most mobile (particularly the youngest), and refusal occurs more among the more distrustful respondents and those who do not see the value of the survey for themselves. Since the reduction in the sample is differential, the risk arises of bias in the results of longitudinal analyses. Although the observed attrition for the “*Cocoon*” survey mentioned above — one-third of the initial sample after three waves — does not seem to have caused significant bias in the main variables under study (Razafindratsima *et al.*, 2004), the consequences are more marked for the *Intentions de fécondité* survey, where attrition was close to 70% after five years, requiring caution in the interpretation of the longitudinal data (Mazuy *et al.*, 2005).

Attrition is consequently a major factor for success or failure in collecting longitudinal data. Considerable effort must be made to minimise losses between waves. It is also essential to identify the characteristics of those individuals most likely to drop out in order to evaluate any possible impact on the results. These characteristics may first be used to calculate a correcting factor to be applied in the statistical analysis of the longitudinal data. Understanding the risk factors of attrition is also useful in anticipating certain losses in future surveys and adopting appropriate strategies to achieve a panel that remains representative. For example, one may overweight certain categories of respondent in drawing the initial sample in order to have enough respondents in the final wave; one might also pay closer attention to following up certain categories, etc.

The purpose of this paper is to describe the attrition in the ÉRFI survey sample between 2005 and 2008 on the basis of mainly sociodemographic criteria. It contains, however, no discussion of the evaluation of any attrition-based bias to the survey’s variables of interest.

1. Differential attrition between 2005 and 2008

At the end of the ÉRFI survey Wave 1 questionnaire (2005), the interviewer asked each respondent “We are thinking of coming back in three years to interview the people who answered this questionnaire. Do you agree to INED contacting you again in three years, without committing yourself to anything?” If the respondent agreed, the interviewer filled in and had the respondent sign a “follow-up card” with their address and, where possible, the address of one or two “contacts” (if the respondent moves away, these contacts can be used to find their new address).

¹³ These are only the “major categories” of reasons for leaving the sample. Other “losses” may include data capture errors that destroy the link between a respondent and their address, people absent when the data are collected, etc. Further details are given below.

Of the 10,079 respondents in the ÉRFI survey Wave 1, 8,949 agreed to being contacted for a second survey, a refusal rate of 11.2%. After the survey, each respondent received a letter of thanks, in which those who had not agreed to being followed up were asked if they “really” did not wish to take part in Wave 2. This retrieved a further 150 people, so that the final refusal rate was just under 10%.

The INED survey department had the task of following up the panel from 2005 to 2008 and regularly updating their addresses. To that end, five letters were sent out to the respondents, one every six months: the letter of thanks; a 4-page summary of initial results (Régnier-Loilier, 2006a), an 8-page summary of further results (Bauer, 2007) to engage their interest in the study; a New Year’s greetings card for 2008; the announcement of Wave 3. Sending the letters was a way of checking that the respondents were still living at the same address¹⁴, and of reminding them to send us their new address if they moved. A website was also set up before the data collection began to give the survey some “visibility” and encourage participation in the panel (www-erfi.ined.fr)

After three years of follow-up, the sample for Wave 2 contained 8,341 address cards. So contact had been lost with just over 750 people from 2005 to 2008 (moved without leaving an address, death and a few refusals to continue). In 70% of the cases, these “drop-outs” had not given the address of a contact (compared with 45% of those still in the panel) and we had no telephone number for 54% of them (compared with 8%), which reduced the chances of finding the respondent’s address¹⁵.

During Wave 2 in autumn 2008, only 6,576 respondents were surveyed. The discrepancy between the address database and the number of interviews (1,765) was mainly due to “wastage” (Table 1), comprising 794 refusals to take part in Wave 2 (51%), 249 moved without leaving an address (16%), 221 who could not be contacted (14%), 190 interviews that could not be held (12%), 77 interviews that could not be held before the end of the collection period, and 16 cases in which none of the residents at that address corresponded with the person to be interviewed. There were also 210 “out of scope”, of whom 75 had died (36%), 52 had left the country (25%), and others moved into nursing homes or accommodation that could not be located. Some interviews were only partially completed and were therefore not included in the final database. Of the 6,576 interviews completed, 42 were removed from the circulation database because the people who answered in 2008 were most certainly not those surveyed three years earlier.

The total attrition rate between Waves 1 and 2 of the ÉRFI survey was therefore 35% (leaving 6,534 observations). To simplify further discussion, three types of situation are distinguished: the respondent refused to continue the survey after Wave 1 (10% of the initial sample); contact with the respondent was lost from 2005 to 2008 or they no longer lived at that address when the interviewer went there in autumn 2008 (10% of cases); the respondent refused to take part in Wave 2, was out-of-scope (dead, nursing home, abroad, etc.) or absent when the interviewer came to their home (15%).

¹⁴ When people move, their mail may be redirected automatically by the Post to the recipient’s new address or, if they have not arranged for that to happen, returned to sender stamped NPAI (no longer living at this address). We were then able to launch a procedure to find the respondent’s new address, either by contacting them directly (if they had agreed to give their telephone number), or by the internet, or via the “contact persons”, if we had them. If none of these procedures worked, we sent another letter to the last known address. If it was returned stamped NPAI, the respondent was considered to be “lost” and was removed from the follow-up database.

¹⁵ Note that the “contacts” were not “followed up” and so their addresses were not updated between surveys.

Table 1. Collection details for ÉRFI Wave 2 (2008)

	N	%
RESPONDENTS in Wave 1 (2005)	10079	100,0
Refused to participate further in Panel	980	9,7
Contact lost between Waves 1 and 2	2523	25,0
SAMPLE 2008	8341	82,8
Wastage in Wave 2	1547	15,3
<i>includes:</i>		0,0
could not be contacted	221	2,2
could not be interviewed	190	1,9
refused to participate in Wave 2	794	7,9
no household member corresponded to person interviewed in 2005	16	0,2
could not be interviewed before end of collection period	77	0,8
moved without leaving address	249	2,5
Out-of-scope in Wave 2	210	2,1
<i>includes:</i>		0,0
address could not be reached	21	0,2
respondent deceased	75	0,7
respondent in institution	17	0,2
respondent abroad	52	0,5
address card not processed	45	0,4
Incomplete interviews	8	0,1
INTERVIEWS COMPLETED IN WAVE 2 (2008)	6576	65,2

Source: INED-INSEE, ÉRFI-GGS2, 2008

2. Geography of attrition

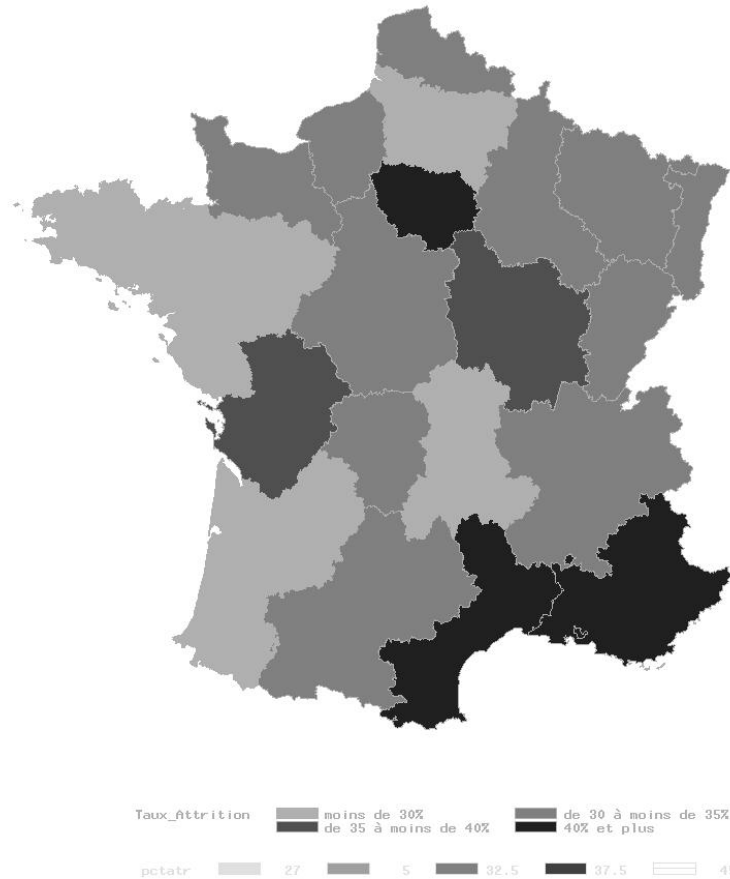
The ÉRFI survey sample was restricted to Metropolitan France. Attrition varied first by region (Figure 1), exceeding 40% in Corsica (51%), Languedoc-Roussillon, Provence-Alpes-Côte d'Azur (48%) and the Paris region Île-de-France (41%). This latter region is particularly difficult to survey because it is harder for interviewers to gain access to multi-storey buildings and people change jobs frequently¹⁶; the Mediterranean regions contain more second homes and a higher rate of address loss between waves (16% compared with a national average of 6%). Conversely, four regions post a significantly lower attrition rate, below 30%: Pays de la Loire (24%), Picardy (28%), Brittany¹⁷ and Auvergne (29%).

Similarly, attrition was lower in smaller communes, under 30% in places with fewer than 5,000 population. This low rate is largely explained by much lower loss of contact between the waves (less than 6% compared with a national average of 10% and more than 13% for municipalities of over 200,000 population).

¹⁶ The follow-up cards from one interviewer were never returned to INED, causing the loss of 34 respondents in the 15th *arrondissement* of Paris.

¹⁷ Despite the non-reception of follow-up cards from one interviewer, a loss of 24 respondents.

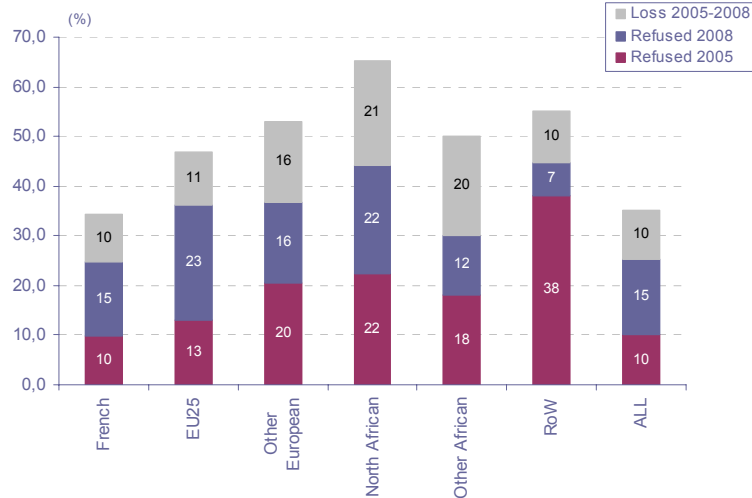
Figure 1. Total attrition rate from 2005 to 2008, by region



Source: INED-INSEE, ÉRFI-GGSI-2, 2005-2008

Attrition is extremely high among respondents of non-French nationality, particularly North Africans, where it is as high as 65% (Figure 2). First, the rate of refusal in 2005 to participate further in the panel is higher for these groups, as is loss of address. On the latter point, seven out of ten non-French respondents gave no contact person (compared with one out of two French respondents), which explains the higher proportion of “loss of contact”.

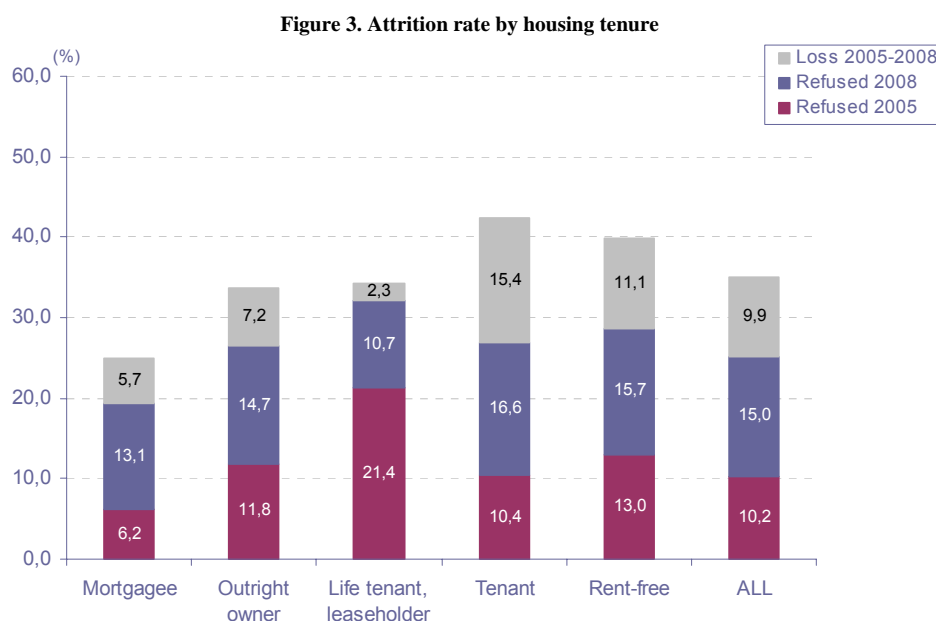
Figure 2. Attrition rate by nationality



Source: INED-INSEE, ÉRFI-GGSI-2, 2005-2008

3. Type of household and housing tenure

Attrition is also closely correlated with housing tenure (Figure 3). Owners with mortgages, who are more likely to have been living at that address for a short time and less likely to be thinking of moving in the immediate future, post the lowest attrition rate (25%), partly due to relatively low loss of contact from 2005 to 2008 (6%). Conversely, loss of contact was much higher among tenants (15%), who had a total attrition rate of 42%.



Source: INED-INSEE, ÉRFI-GGSI-2, 2005-2008

This is hardly surprising, particularly when related to the probability of geographical mobility (Table 2). In 2005, 87% of homeowners, with or without mortgages, stated that they did not intend to move in the next three years (aggregate of “definitely not” and “probably not” responses) compared with 42% of tenants and those living rent-free. This implies that for the follow-up from 2008 to 2011 it would be useful to pay greater attention to people who intend to move. They might, for example, be contacted rather more often.

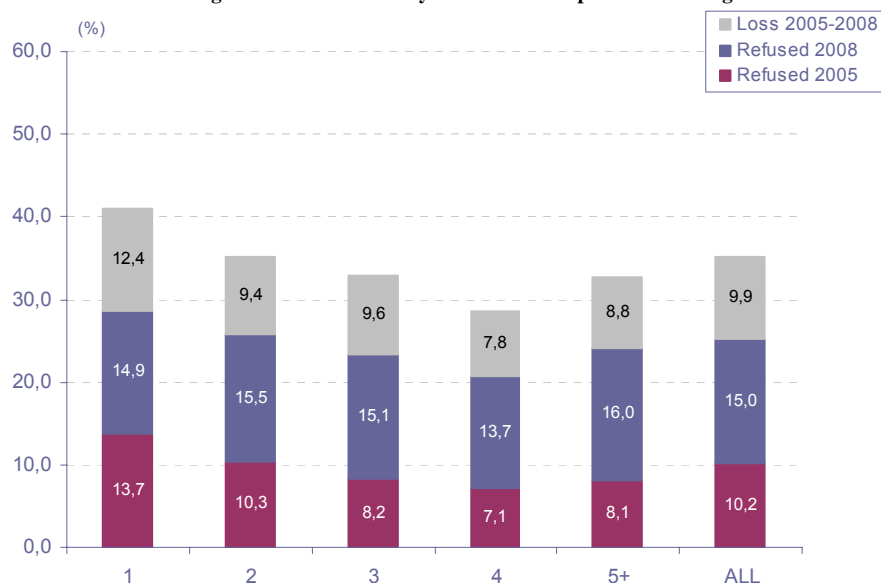
Table 2. Intention to move in next three years as stated in 2005, by housing tenure

	Owners, life tenants, leaseholders	Tenants, rent-free	All
Definitely not	78	31	59
Probably not	9	11	10
Probably yes	8	26	15
Definitely yes	5	32	16
	100	100	100

Source: INED-INSEE, ÉRFI-GGSI-2, 2005-2008

Furthermore, residential mobility, easier for smaller households, causes higher attrition among single-person households (41%). Two effects combine here: the larger the household, the lower the refusal in 2005 to participate further in the panel and the lower the rate of address loss (Figure 4).

Figure 4. Attrition rate by number of occupants in dwelling



Source: INED-INSEE, ÉRFI-GGSI-2, 2005-2008

Related to these results, there is significantly higher attrition among people with no spouse (41%) than those in a couple, whether married or not (32%). Note, however, that attrition among unmarried couples is due more to loss of address from 2005 to 2008 (11% compared to 7% for married couples) than to refusal in 2005 to participate further in the panel (7% and 9%). Similarly, taking those with no spouse and those with a non-cohabiting spouse (Living Apart Together), the reasons for attrition are different: the LATs post a higher loss of contact (15%) than the singletons (12%), but significantly more singletons refused in 2005 to participate further in the panel (14% compared with 9% LATs) (Figure 5). This correlates with respondents' sociodemographic characteristics, especially age.

Figure 5. Attrition rate by marital status

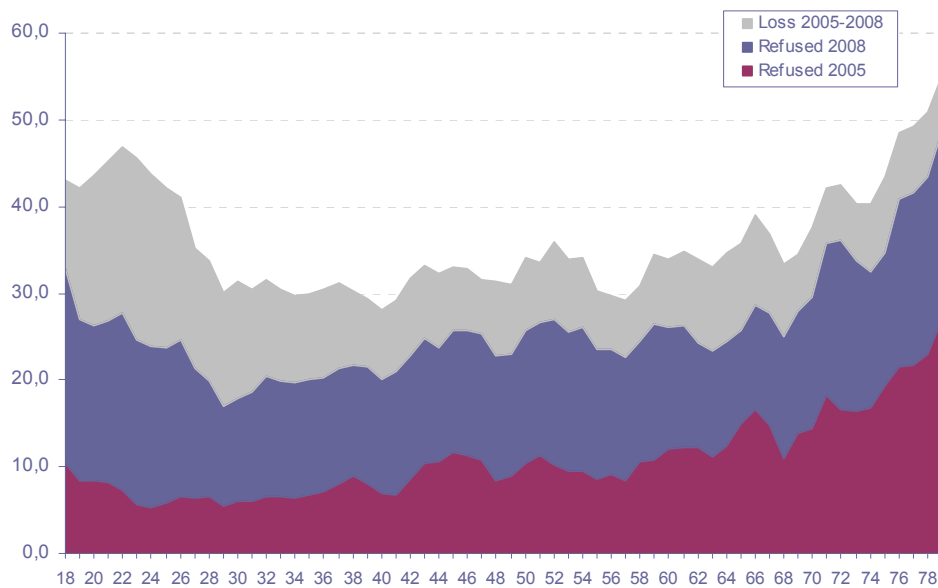


Source: INED-INSEE, ÉRFI-GGSI-2, 2005-2008

4. Age-related attrition

Although attrition varies little by respondent's gender (whether total rate or reasons), age effects are of particular interest (Figure 6). Attrition is high at the two ends of the age pyramid (in 2005), exceeding 40% in the 18-26 and 75+ age groups. The reasons, however, are quite different. Among the young, agreement in 2005 to participate further in the panel is high and attrition is due more to loss of contact between the two waves. This is the most "mobile" group (those interviewed while still living with one or more parents may have moved out, for higher education in another town, to get a job, or to form a couple). Among the elderly, on the other hand, the attrition rate is largely due to refusal in 2005 to participate further in the panel (some 20% after the age of 75) and to more frequent exits from the sample by death or "out of scope" (nursing home).

Figure 6. Attrition rate by age (third-order moving average)



Source: INED-INSEE, ÉRFI-GGSI-2, 2005-2008

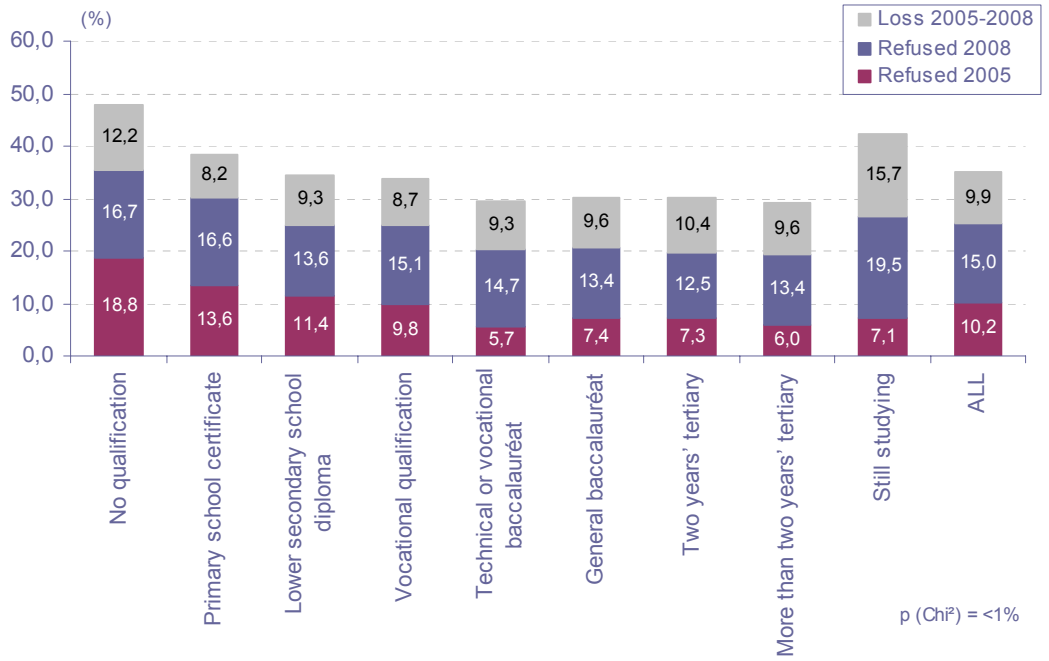
N.B.: three-year moving averages centred on middle year, except 18 for 18 and 19, 79 for 78 and 79

5. Attrition and social group

The age effect on attrition can be seen in educational qualifications (Figure 7). Those respondents still studying in 2005 (the youngest) posted high attrition (42%), largely due to loss of contact from 2005 to 2008, and to "refusals in 2008", a category, as explained above, that covers a range of situations (no occupant corresponds to the 2005 respondent, long-term absence, moved abroad, etc.). Unqualified respondents (who had completed their education), on the other hand, were older on average. They also had a high attrition rate (48%), due mainly to an above-average rate of refusal in 2005 to participate further in the panel (19% compared to 10% for all 2005 respondents).

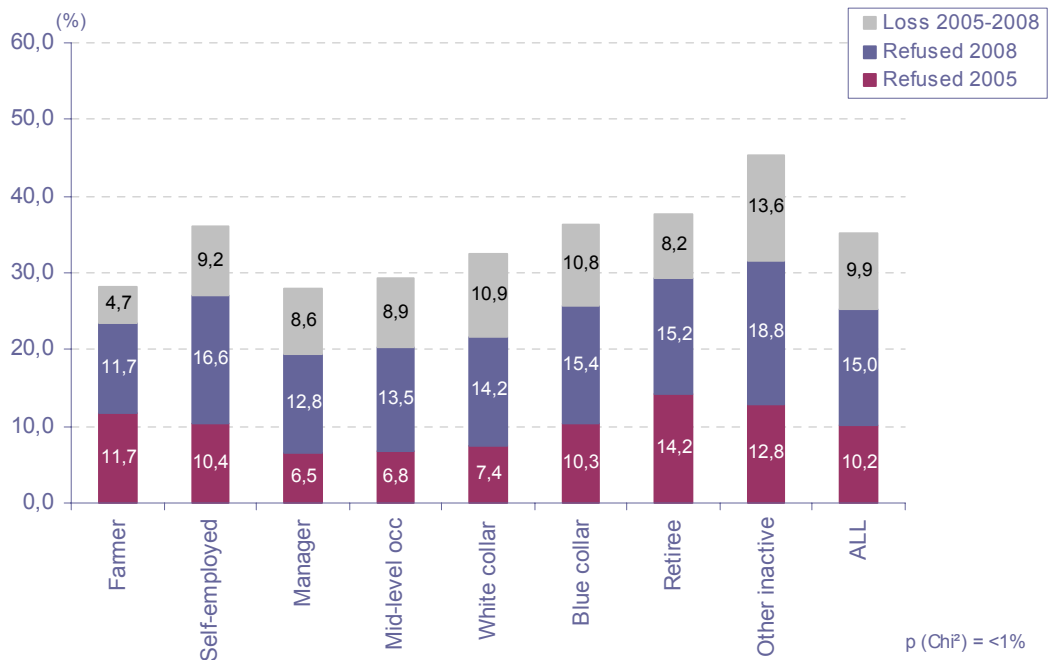
Attrition is consequently and unsurprisingly much higher among the professionally inactive, for whom it is 45% (Figure 8). It is lower among managers and high-level intellectual occupations, middle-level occupations and farmers, with this last group being less mobile (address loss from 2005 to 2008 is low, some 4%).

Figure 7. Attrition rate by educational qualification



Source: INED-INSEE, ÉRFI-GGSI-2, 2005-2008

Figure 8. Attrition by socio-occupational category



Source: INED-INSEE, ÉRFI-GGSI-2, 2005-2008

6. Results confirmed *ceteris paribus*

The descriptive results show a marked effect of age and the variables correlated with age. To measure the specific effect of each variable, a regression was run to estimate the probability of total attrition between the waves, *ceteris paribus* (Figure 9).

In addition to the risk factors already described, the aim was to examine the effect on attrition of two further variables: respondent's perceived state of health in 2005 (health was given to the survey department as a reason for refusing to participate in the second wave by people who had agreed to do so in 2005) and agreement/refusal to sign the "specific permission" at the end of the 2005 questionnaire. In Wave 1, respondents were asked their religion (Catholic, Muslim, etc.) and the unmarried ones whether they had contracted a civil union. These two items were considered to be "sensitive" by the Quality Label Committee of the French National Council for Statistical Information (CNIS)¹⁸ and required each respondent to sign a document indicating that they agreed to have their responses to these questions recorded. Although respondents were reminded that the data were confidential and that no link could be made between the personal information and the responses to the questionnaire, the fact of having to sign a document with their name and address on it caused 6% of respondents to refuse to allow their responses to these two questions to be recorded (although the vast majority of them had answered the questions). The refusal to sign might be linked to the refusal to participate further in the panel (it might also be a "refusal on principle" to sign any document that contained personal information). Educational qualifications, on the other hand, were not included in the regression because of near-collinearity with socio-occupational category.

Compared with the "reference person"¹⁹, whose probability of not responding to Wave 2 is estimated by the model at 31%, women are significantly less likely than men in the same situation not to have participated in 2008 (29%), *ceteris paribus*. The age effect is also confirmed: compared with the 30-34 age group, respondents aged under 25 or over 75 in 2005 have a higher probability of not participating in Wave 2. Non-French nationals displayed noticeably higher attrition than French respondents, with an estimated probability of 50% for North Africans compared with 31% for the French, *ceteris paribus*. In terms of socio-occupational categories, lower attrition among managers and high-level intellectual occupations (28%) and higher attrition among the inactive (36%) are confirmed.

Most regions saw lower attrition than Île-de-France, except for Provence-Alpes-Côte d'Azur and Languedoc-Roussillon (36% and 38%). Lower attrition in communes under 5,000 population is also confirmed. Mortgagees were lost contact with from 2005 to 2008 less than outright owners (27% compared with 31%), unlike tenants, whose estimated attrition probability was 37%, despite inclusion in the model of the question of intention to move. Those most sure of moving in the three years after Wave 1 also displayed higher attrition (40%). However, persons living alone, whose gross total attrition rate was higher (Figure 4), did not show more attrition than an adult living in a childless couple, *ceteris paribus* (particularly when age is considered).

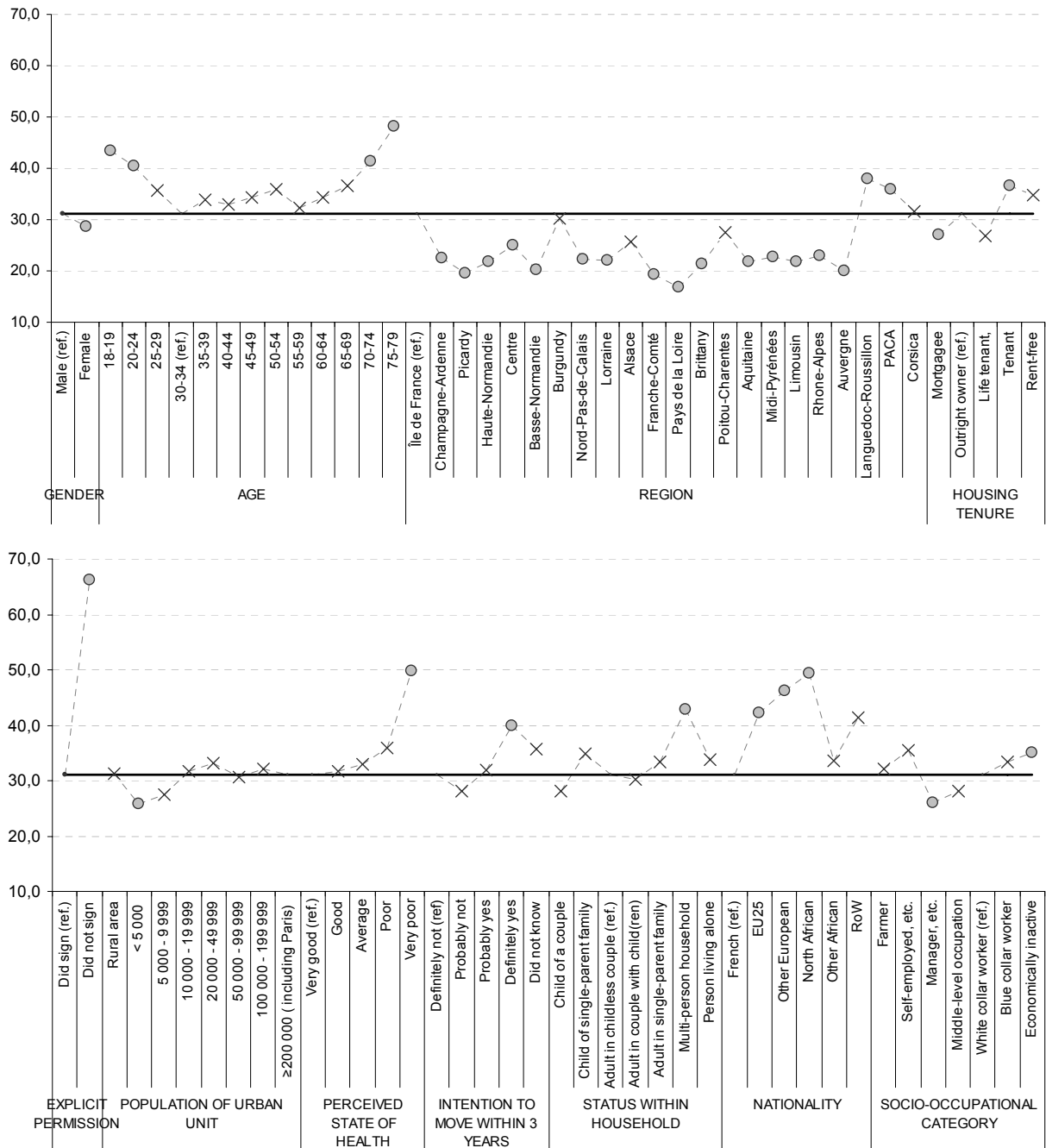
The two variables added to the regression model (perceived state of health in 2005 and signature of explicit permission) have a major effect on the probability of attrition. The estimated

¹⁸ The civil union item was classified as "sensitive" in 2005 because it was likely to describe "persons' sexual orientation". However, even in 2005, statistics showed that most civil unions (PACS) were not between homosexuals. It is also surprising to note that the gender of the occupants of the dwelling in the household composition table of the household survey, which can then be used to deduce relationships (spouse, etc.) is not considered to be sensitive information on this score, although it does more accurately describe "persons' sexual orientation".

¹⁹ Namely a respondent possessing all the following characteristics in 2005: male, aged 30-34, resident of Île-de-France, outright homeowner, agreed to sign the explicit permission at the end of the 2005 data collection, in self-perceived very good health, "definitely not" intending to move, living in a childless couple, French and a white-collar worker.

probability is as high as 50% for respondents considering themselves to be in poor health (compared with 31% in “very good health”). For the 6% of respondents who refused to sign the explicit permission, the figure was 66%, *ceteris paribus*. On this latter point, it may be supposed that the observed correlation between attrition and explicit permission to record the answers to the civil union and religion questions reflects an attitude of principle or distrust on the part of the respondent towards documents to be completed and signed. It cannot be concluded from this result that the explicit permission procedure encouraged attrition among those who refused to sign, especially since the survey designers had taken the precaution of first asking the respondent if they agreed to take part in the panel; only later were they reminded that some questions were considered to be “sensitive” and required written agreement.

Figure 9. Estimated probabilities (%) of attrition (logit model)



Conclusion

To summarise, the observed attrition between Waves 1 and 2 of the ÉRFI survey was not random but affected particular categories of respondent. Those living alone, male, young or elderly, non-French nationals, resident in the Paris region or the Mediterranean regions, tenants, economically inactive, or in poor health were less likely to participate in Wave 2, findings relatively “close” to those observed in other longitudinal surveys (Razafindratsima *et al.*, 2004; Mazuy *et al.*, 2005; Couppié *et al.*, 2007). The Wave 2 data can therefore only be used if they are weighted by a factor calculated to correct for the distortion of the sample by differential attrition. Only then will the results obtained be representative of the French population in 2005 (and not 2008).

If for whatever reason it is not possible to individualise the follow-up of a sample, one might examine monitoring at more regular intervals those persons with a higher risk of “loss of contact”. However, the implementation of this procedure would require the possibility of linking respondents’ personal data (addresses) and some of their responses to the questionnaire. This cross-correlation is not allowed by the French data privacy authority CNIL, in order to guarantee the confidentiality of responses.

However, we have seen that the people lost contact with from 2005 to 2008 were also generally those for whom we had no address of a contact person or telephone number. Since these data are linked to respondents’ addresses, it might be possible, for the period between ÉRFI survey Wave 2 and Wave 3 (planned for 2011), to consider a more regular follow-up of those persons for whom we have no additional information. When a respondent moves, their mail is often automatically transferred to their new address, but the period of this transfer does not often exceed a few months. So reducing the interval between the letters sent out (reminding the respondent to give us their new address if they move, by telephone, e-mail or post) would increase the likelihood of obtaining that new address. But the difficulty remains of determining the right frequency of letters to optimise follow-up without harassing the respondent.

At all events, during training the interviewers should be carefully reminded that it is essential to have the contact details of at least one contact person, because of the crucial importance of this information for follow-up. Any differential attrition of the sample may have major consequences for the statistical analysis. Although weightings or factors can be calculated to correct for attrition, analysis of the data is only useful and possible if any distortion of the sample has been limited and attrition does not directly affect the survey’s variables of interest.

References

- BAUER D., 2007, « Entre maison, enfant(s) et travail : les diverses formes d'arrangement dans les couples », *Études et résultats*, n°570, Drees, 8 pages.
- COUPPIÉ T., GASQUET C. et LOPEZ A., 2007, « L'enquête Génération 98 à sept ans », in COUPPIÉ T., GASQUET C. et LOPEZ A. (dir.), *Quand la carrière commence... Les sept premières années de vie active de la génération 98*, Céreq, pp. 7-11 : <http://www.cereq.fr/carriere/QCC.pdf>
- MAZUY M., RAZAFINDRATSIMA N., et DE LA ROCHEBROCHARD E., 2005, « Déperdition dans l'enquête "Intentions de fécondité" », *Documents de travail*, n°129, Ined, 35 pages.
- RAZAFINDRATSIMA N., KISHIMBA N. et l'équipe COCON, 2004, « La déperdition dans la cohorte Cocon entre 2000 et 2002 », *Population*, 59(3-4) : 419-448.

- REGNIER-LOILIER A., 2006a, « À quelle fréquence voit-on ses parents ? », *Population & Sociétés*, n°427, Ined, 4 pages : http://www.ined.fr/fichier/t_publication/1211/publi_pdf1_pop_et_soc_francais_427.pdf
- REGNIER-LOILIER A., 2006b, « Présentation, questionnaire et documentation de l'étude des relations familiales et intergénérationnelles », *Documents de travail*, n°133, Ined, 231 pages. http://www.ined.fr/fichier/t_publication/1026/publi_pdf1_133.pdf
- REGNIER-LOILIER A., 2010, « La déperdition dans les enquêtes longitudinales : l'exemple de l'enquête "Étude des relations familiales et intergénérationnelles" », *Courrier des Statistiques*, n°128, Insee.
- UNECE, 2005, *Generations & Gender Programme. Survey Instruments*, United Nations, New York and Genova, 118 pages.
- VIKAT A., SPÉDER Z., BEETS G., BILLARI F., BÜHLER C., DÉSESQUELLES A., FOKKEMA T., HOEM J.M., MACDONALD A., NEYER G., PAILHÉ A., PINNELLI A., SOLAZ A., 2007, « Generations and Gender Survey : Towards a Better Understanding of Relationships and Processes in the Life Course », *Demographic Research*, 17 (14), pp. 389-440.

IV. Changes made in the French Wave 2 questionnaire

Legend

Addition of filter in a question

If the respondent obtained at least one degree

113. What was the main subject matter of these studies?

Addition of a question

Do you habitually live in another independent dwelling unit?

1. Yes
2. No
9. Does not know

Addition of a filtered question

If the parents broke up between Wave 1 and Wave 2: **When did that happened?**

Indicate the year (2005 to 2008, do not know)

Addition of a response category

119. Does your household own or rent this accommodation or does it come rent-free?

- owner
- tenant or subtenant, paying rent
- accommodation is provided rent-free
- other

1501 – becoming an owner

Removal of a question and/or of a response category

~~1202. Generally speaking, would you say that most people can be trusted or that you need to be very careful in dealing with people?~~

- ~~most people can be trusted~~
- ~~need to be very careful~~

Precision of a question and/or a response category: addition or removal

332. Have you ever lived together with him/her **(for at least three months)**?

307. In which ~~month and~~ year did you start living together with this partner?

Other modification or information

101. Sex of respondent.

Comment: answer retrieved from Wave 1

Select M/F in Household Grid.

815. Do you intend to start / resume your education within the next three years?

Comment: this question was asked in the Household section, education subsection

- definitely not
- probably not
- probably yes
- definitely yes

In the French questionnaire, certain response categories were added, clarified or modified. In certain questions, the answers "Does not know ", "Refusal" or "Is not concerned" were sometimes added. To facilitate the reading of the questionnaire which follows, we chose not to identify these modifications.

Modification of response categories

For questions concerning the month when an event occurred, the coding enables respondents to answer with one of the four seasons

- 1 to 12 (months)
- 13 = winter, 14 = spring, 15 = summer, 16 = autumn
- "Does not know"

The "does not know", "Refusal" and "is not concerned" modalities were included in several questions.

Additional filters: coding

For certain questions, additional filters were implemented, for most cases to not ask a question to respondents which were not concerned.

In all these cases, the respondents who should be included in the filter of the core questionnaire but were not asked the question because they were not concerned are coded "not applicable" in the harmonized dataset (codes 9,99,999 or 9999).

For example, in question 405.e, the filter "if children in the household" was added.

405. We have already talked about the various tasks that have to be done in a household. Now I would like to ask you some questions about decisions. Who makes decisions about the following issues in your household?

e. If children in the household the way children are raised

As respondents without children were not asked this question because they were not concerned, they are coded "9. Not applicable" in the harmonized dataset.

Address file

You need to interview [first name] who was born in [month/year], his/her address is reported on the address file

Could the address file be treated?

1. Yes
2. No

If not: Why?

Does [first name] still live at the address reported in the address file?

1. Yes
2. No, his/her address changed
3. No, he is deceased
4. Impossible to reach the address
5. Impossible to localize the address
6. None of the household matches the data known from 2005 (wave 1)

Where does [first name] currently live?

1. he lives in France, in a regular dwelling
2. he lives in an institution in France
3. he left for French overseas departments or abroad
4. he left without leaving an address

Finally,

1. I could find the person
2. I could not find anyone

Did you need to contact one of the contact persons to get in contact with [person]

1. yes
2. no
3. without object (no in the address file)

What was the result of the contact?

1. The household agreed to be interviewed
2. The interview couldn't be carried out
3. The household Refused to be interviewed (directly or indirectly)
4. The interview couldn't be carried out before the end of the survey period.

If answer=2: Why couldn't the interview be carried out?

1. The person present is ill or disabled
2. Other reason

If answer=4: Why couldn't the interview be carried out before the end of the survey period?

New address file

What is the family name of [first name]?

Indicate the street number

Indicate the street supplement

Indicate the street name

Indicate the address supplement

Indicate the building

Indicate the stair

Indicate the floor

Indicate the localization on the floor

Indicate the door number

Codification of the new town

Town

Does [first name] live next to your sector and are you able to carry out the survey?

1. yes I am able to carry out the survey
2. No I am not able to carry out the survey

If the person moved

Could the address file be treated?

1. Yes
2. No

If not: Why?

Does [first name] still live at the address reported in the address file?

1. Yes
2. No, his/her address changed
3. No, he is deceased
4. Impossible to reach the address
5. Impossible to localize the address
6. None of the household matches the data known from 2005 (wave 1)

Where does [first name] currently live?

1. he lives in France, in a regular dwelling
2. he lives in an institution in France
3. he left for French overseas departments or abroad
4. he left without leaving an address

Interviewer Instruction: Write in the time and date when the interview starts.

001. Interview started at _____ on _____

Interviewer Instruction: Read the following text.

~~This survey is a continuation of the Generations and Gender Survey in which you participated three years ago. It is part of an international programme co-ordinated by the UN Economic Commission for Europe. An interesting feature of our research is that it tries to follow the lives of people over a long period of time.~~

~~The aim of this research is to learn more about the everyday life, circumstances, and opinions of people and families. We want to gather information about the factors that influence the formation of new families, childbearing and preparation for old age. We also want to gather information about the lives of the young, middle-aged and old generations. This survey will show how people's life and family circumstances have changed over time, which will improve understanding of impediments of family life and relations of generations and help to develop policies for the future.~~

~~Each person's answer is very important to us, because each person who was visited and questioned represents a particular group of our society. Therefore, although they were randomly selected, the participants of this survey proportionally represent all of the inhabitants of this country. That is why it is important to question the same people again this time.~~

~~We will hold the information you give us in the strictest confidence, and use it only for statistical processing. If possible, it would be better if we could have this interview without others being present.~~

This survey is a continuation of the Survey of familial and intergenerational relationships in which you participated in Autumn 2005. It is part of a European programme of research on family. To improve understanding of demographic and familial evolutions, it is important that we could evaluate your situation today.

Interviewer instruction: it is important to know the changes in the people's life between 2005 and 2008 to better understand their behaviour. For example, if a person wanted to have a child in 2005 but he/she broke up with his/her partner since, that can explain why he/she could not have the child he/she wanted to have.

Interviewer Instruction: Write who else is present when the interview starts.

002. Other persons present at the start of interview

Comment: Indicators filled out by the interviewer

At this moment of the interview, is the respondent in the presence of other people ?

1. yes
2. No

If the answer = 1: Indicate the person(s) currently present : (3 possible answers)

1. Partner
2. children, step-children, Grand-children
3. Parents or parents in law
4. Brother and/or sister
5. Friends
6. Do not know

1. HOUSEHOLD

Respondent Check

101. Sex of respondent.

Comment: answer retrieved from Wave 1

~~**Select M/F in Household Grid.**~~

102. Now I'd like to ask you a few questions about yourself. In what month and year were you born?

Comment: answer retrieved from Wave 1

~~**Write R's month and year of birth and age in Household Grid.**~~

~~**Interviewer Check:**~~

~~**Check that the month and year of birth match with the data on the address card. See Address Card.**~~

~~**yes → go to 104** ————— **no → continue ↓**~~

103. Were you interviewed by { National Institute } three years ago?

1. yes ↓

2. no → **give up the interview!**

Comment: true for all interviewees

Do you habitually live in an other independent housing ?

1. Yes
2. No
9. do not know

If answer=1: How often do you go to this other housing?

1. Every week, about half of the time
2. Every week, but less than half of the time
3. Less often (a few days a month)

Are you ?

1. French by birth, including by restoration of nationality ?
2. French by naturalization, marriage, declaration or acquisition at age 18 ?
3. Foreign ?
4. Stateless ?
13. Both French by birth, including by restoration of nationality, and foreign?
23. Both French by naturalization, marriage, declaration or acquisition at age 18, and foreign?

If answer = 3, 13 or 23 (foreigner) :What is your nationality ?

(Trigram coding with nationality table: authorize Do not know and Refusal)

104. Which of the items on the card best describes what you are mainly doing at present?

Show Card 104: Activity. Write answers in Household Grid.

1. student, in school, in vocational training
- ~~2. employed~~
- ~~3. self-employed~~
4. helping family member in a family business or a farm
5. unemployed (**registered or not at ANPE – National Agency for Employment**)
- 6. retired (including retired from business and early retirement)**
- ~~7. in military service or social service~~
8. homemaker
9. maternity leave
10. parental leave, care leave (**full time**)
11. ill or disabled for a long time or permanently
12. other

1501 - In apprenticeship or paid training

1502 - Employed or self-employed

Other Household Member

105. I would like to ask you about all persons who live in this household. Who are they? To help me keep track of your answers, please tell me their first names and how they are related to you.

Please also include children or stepchildren who live in your household in share custody (for example a week out of two)

Household members : a definition specific to « ERFI »

We let the respondent give the list of household members a priori without more explanations. However, if he/she hesitates, we will refer to the following definition : “ A household is made of all persons who live under the same roof during at least 4 days in « regular » week and that for at least 3 months”. Take account of children younger than 3 months and of your partner if he just moved in or if you started living together for less than 3 months.

However, are included in the household:

- 1- dependent children in shared custody
- 2- other persons who mainly live at this address but work and study away from home and can not come back home every day.
- 3- person temporarily at hospital or in prison

Les personnes de passage dont le domicile principal est situé ailleurs qu'à l'adresse enquêtée ne sont pas incluses dans le ménage".

Show Card 105: Relationship to R. Write answers in Household Grid.

1. partner or spouse
2. biological child with the current partner or spouse
3. biological child with former partner or spouse
4. stepchild
5. adopted child
6. foster child
7. biological or adoptive parent
8. stepparent or foster parent
9. biological or adoptive parent or current partner or spouse
10. stepparent or foster parent of current partner or spouse
11. grand- or great-grandchild (either R's or partner's)
12. grand- great-grandparent (either R's or partner's)
13. brother or sister
14. partner's or spouse's brother or sister
15. other relative of R
16. other relative of partner or spouse
17. a non-relative

1501 - partner of a child of the respondent (son or daughter in-law)

0 - R lives alone → **go to 112**

~~106. Are there any other household members who usually live here but are now away on business, at school, at boarding school, at university, in hospital or somewhere else?~~

~~1. yes ↓~~

~~2. no → **go to introductory text before 107**~~

~~b. Please tell me their first names and how they are related to you.~~

~~**Write the names and relationships in Household Grid, tick mark in Column 'Temporarily Away'.**~~

Now I would like to ask you a few questions about the people who live together with you in this household.

Interviewer Instruction: Ask 107 and 108 about each household member and write answers in the Household Grid.

107. Can I just check, that [name] is male/female?

108. a. How old is he/she?

b. In what month and year was he/she born?

If the household member is a child younger than 18 that the respondent had with another partner or a child that the partner had with someone else than the respondent: **In practice, besides holidays, does this child live in your dwelling ?**

1. Every day (or almost)
2. About half of the time (one out of 2 days, one out of 2 weeks etc.)
3. Less often

If the answer=3 (child living in the dwelling less than half of the time) : **How many days a month on average ?**

Interviewer instruction : 97 = «part of holidays, some weekends»

If the child does not live in the household every day: **When he/she is not at your place, this child usually lives...** (2 possible answers ; only 1 and 2, 1 and 4 or 2 and 4 are possible in combination)

1. At his/her other parent's place
2. In boarding school, college
3. In an independent dwelling
4. Other, Specify

If the child lives in the household every day or does not live at his/her other parent's place: **How often does this child see his/her other parent besides holidays?**

0 = never, less than once a year

96 = parent deceased or unknown

97 = several times a day

Once a day: code 7 times a week

Interviewer Instruction: Ask 109 about each household member who is at least 14 years old. See Household Grid for the age.

109. Which of the items on the card best describes what [name] is mainly doing at present?

Show Card 104 and write in Household Grid.

1. student, in school, in vocational training
2. ~~employed~~
3. ~~self-employed~~
4. helping family member in a family business or a farm
5. unemployed (**registered or not at ANPE – National Agency for Employment**)
6. retired (**including retired from business and early retirement**)
7. ~~in military service or social service~~
8. homemaker
9. maternity leave
10. parental leave, care leave (**full time**)
11. ill or disabled for a long time or permanently
12. other

1501 - In apprenticeship or paid training

1502 - Employed or self-employed

Interviewer Instruction: Ask 110 about each non-biological child in the household (codes 4–6 in relationship with R).

110. In what month and year did you and [name] first start living in the same household?

Write in Household Grid.

For each brother and sister younger than 18: If he a brother or a stepbrother? Is she a sister or a step sister?

1. A brother / a sister
2. A stepbrother/ a stepsister (only one parent in common)
3. Other

For each grandchild or other member of the family younger than 18: Does the father of this child live in the household ?

1. Yes
2. No

If the answer=1 Who is he?

For each grandchild or other member of the family younger than 18: Does the mother of this child live in the household ?

1. Yes
2. No

If the answer=1 Who is she?

111. a. Is any member of your household limited in his/her ability to carry out normal everyday activities, because of a physical or mental health problem or a disability?

1. yes ↓
2. no → **go to 112**

b. Who are these persons?

Comment: this question was asked in section 7 “Health and Well-Being”

Tick mark in Column ‘Disability’ in Household Grid.

Education, first paid job

Comment: this subsection was asked after the dwelling subsection

If the respondent is younger than 60: Have you studied during these last 3 years ?

Interviewer instruction: consider also studies started before wave 1 but finished since.

1. Yes, and you are still studying
2. Yes, but you are not studying anymore
3. No

If the respondent have studied during the three last years, otherwise the answer was retrieved from Wave 1

112. What is the highest level of education you have successfully completed?

1501. 0 - isced97

1502. 1-2 - isced97

1503. 3A - isced97

1504. 3B - isced97

1505. 3C - isced97

1506. 5A-6 - isced97

1507. 5B - isced97

Show Card 112 [Country-specific list to be compatible with ISCED]

1. No diploma
2. Primary school diploma
3. Middle-school diploma
4. Lower vocational diploma
5. Vocational high-school diploma
6. General high-school diploma
7. Diploma equivalent to two years in higher education
8. Diploma equivalent to more than two years in higher education

If the answer = 4: Specify which lower vocational diploma you obtained:

1. CAP, CAPA, mention complémentaire au CAP
2. BEP, BEPA, mention complémentaire au BEP
3. Others diplomas of an equivalent level : brevet de compagnon, aide soignante, auxiliaire de vie, titre AFPA 1er degré...
4. CAP, BEP or diploma of this level without any further indication

If the answer = 5: Specify which vocational high-school diploma you obtained:

1. Brevet professionnel ou de technicien, BEA, BEC, BEI, BEH, BSEC
2. Baccalauréat professionnel
3. Baccalauréat technologique (séries F, G, H, SMS, STI, STL, STT)
4. Baccalauréat technologique ou professionnel or diploma of this level without any further indication

If the answer = 7: Specify which diploma equivalent to two years in higher education you obtained:

1. University degree
2. BTS, DUT or equivalent
3. Health professional diploma equivalent to two years in higher education (nurse, etc)
4. Diploma equivalent to two years in higher education without any further indication

If the answer = 8: Specify which diploma equivalent to more than two years in higher education you obtained:

1. Post-graduate university degree
2. Degree from Engineering school or other "Grande Ecole"
3. PhD (including medicine, pharmacy, dentistry),
4. Diploma equivalent to more than two years in higher education without any further indication

If the respondent obtained at least one degree

113. What was the main subject matter of these studies?

Write exact answer.

114. In what month and year did you reach that level? (**When did you finish your studies?**)

month | | | | **year** | | | |

115. ~~Have you ever worked for a period of at least 6 consecutive months?~~

1. ~~yes~~ ↓

2. ~~no~~ → **go to introductory text before 117**

116. ~~When did you start working at this first paid job or business?~~

~~**month** | | | | **year** | | | |~~

Dwelling Unit

Now I would like to ask you some questions about your accommodation.

In which year did you first live in a dwelling independent from your parents' and not paid by them, i.e. a dwelling paid by yourself, your partner or your employer? "never: code 0"

Renting, colocation or ownership. Do not take account of military service, boarding school.

Interviewer Check:

~~**Has R's address changed between the waves? See Address Card.**~~

~~**yes** → continue ↓ **no** → go to 118~~

Question asked to all respondents

117. In what ~~month and~~ year did you start living in this [type of accommodation]?

~~month~~ | | | | ~~year~~ | | | |

118. How many rooms are there in the dwelling where you live, NOT counting kitchens, bathrooms and toilets? Exclude also rooms used solely for business, hallways and utility rooms.

Number of rooms _____

119. Does your household own or rent this accommodation or does it come rent-free?

1. owner
2. tenant or subtenant, paying rent
3. accommodation is provided rent-free
4. other

1501 – becoming an owner

If 119 = 2 or 3: The dwelling owner is ?

- 1 The employer of a household member under a company housing agreement ?
2. A subsidized housing agency or association?
3. A government department, a social security agency or an association ?
4. A bank, insurance company, or other public or private sector company?
5. A family member ?
6. Another private person?
7. Other case
9. Do not know

120. How satisfied are you with your dwelling? On a scale from 0 to 10 where 0 means 'not at all satisfied' and 10 means 'completely satisfied' and 5 means 'about average', what number best represents your satisfaction with your dwelling? Please use this card and tell me the value on the scale.

Show Card 120: Satisfaction Scale.

Value from Satisfaction Scale _____

121. Do you intend to move within the next three years?
1. definitely not.....→ **go to Interviewer Check before 201**
 2. probably not→ **go to Interviewer Check before 201**
 3. probably yes.....→ continue with 122
 4. definitely yes→ continue with 122
122. Would that be to another country, to another municipality or within the same municipality?
1. to another country
 2. to another municipality
 3. within the same municipality
 4. within the country, but cannot say about municipality

2. CHILDREN

Childcare

Comment: Indicators filled out by the interviewer

At this moment of the interview, is the respondent in the presence of other people ?

1. yes
2. No

If the answer = 1: Indicate the person(s) currently present : (3 possible answers)

1. Partner
2. children, step-children, Grand-children
3. Parents or parents in law
4. Brother and/or sister
5. Friends
6. Do not know

Interviewer Check:

Does R have any children younger than 14 in the household?

See Household Grid for codes 2–6 in 'Relationship to R' and 'Age' <14.

yes → continue ↓

no → go to 206

201. a. I'm going to read out various tasks that have to be done when one lives together with children. Please tell me, who in your household does these tasks? Choose your answer from the card.

Is there a partner in the household? See Household Grid.

yes

↓

Hand out Card 201-1

[Comment: This card includes all alternatives from the table head]

no

↓

Hand out Card 201-2

[Comment: This card does not include the partner-related alternatives]

If a partner or an adult aged 16 or older is present in the household

Start asking item by item from the table below.

If the answer is 6 "Always or usually other person in R's household", ask question 201b before proceeding to the next item.

b. Could you just tell me which of the other household member?

Write the reference number of the household member from the Household Grid into the table below.

	al- ways R	usu- ally R	R and P about equally	usu- ally P	al- ways P	always or usually other per- son in the household	always or usually someone not living in the house- hold	chil- dren do it them- selves	not appli- cable
a. dressing the children or seeing that the children are properly dressed	1	2	3	4	5	6 Ref. # in Hh. Grid:	7	8	99
b. putting the children to bed and/or seeing that they go to bed	1	2	3	4	5	6 Ref. # in Hh. Grid:	7	8	99
c. staying at home with the children when they are ill	1	2	3	4	5	6 Ref. # in Hh. Grid:	7	8	99
d. playing with the children and/or taking part in leisure activities with them	1	2	3	4	5	6 Ref. # in Hh. Grid:	7	8	99
e. helping the children with homework	1	2	3	4	5	6 Ref. # in Hh. Grid:	7	8	99
f. taking the children to/from school, day care centre, babysitter or leisure activities	1	2	3	4	5	6 Ref. # in Hh. Grid:	7	8	99

Interviewer Check:

Is there a partner in the household? See Household Grid.

yes → continue ↓

no → go to 203

202. How satisfied are you with the way childcare tasks are divided between you and your partner/spouse? Please use this card and tell me the value on the scale.

Show Card 120: Satisfaction Scale.

Value from Satisfaction Scale: _____

203. a. **(Except family and friends)** Do you get regular help with childcare from a day care centre, a nursery, or pre-school, an after school care-centre, a self organised childcare group, a babysitter, or from some other institutional or paid arrangement?

1. yes ↓

2. no → **go to 204**

b. Please name all the alternatives from the card that are regularly used.

Show Card 203: Professional childcare providers [Comment: A country-specific list that covers all institutional arrangements. All the arrangements on the card should also be mentioned in the question text], **and tick mark mentioned arrangements in the table below.**

Ask 203c for each care mode mentioned in 203b.

c. How frequently do you make use of [mentioned arrangement]?

Write in the table.

	tick mark if mentioned	frequency of use			
		W= week; M= month; Y= year			
1. babysitter (nanny) 1501 - Self-organized childcare group (assistante maternelle)		_____ times per	W	M	Y
2. day care centre 1502 - Childminder (Nourrice)		_____ times per	W	M	Y
3. nursery or pre-school 1503 - Homecare (Garde à domicile)		_____ times per	W	M	Y
4. after school care centre 1504 - Day Care Center (Crèche)		_____ times per	W	M	Y
5. self organised childcare group 1505 - Pre- school (Ecole Maternelle)		_____ times per	W	M	Y
6. self organised childcare group 1506 - Before and after school care		_____ times per	W	M	Y
1507 - Halte Garderie (Kindergarten)		_____ times per	W	M	Y
1508 - Baby-sitter		_____ times per	W	M	Y
1509 - Leisure centre (Centre Aéré)		_____ times per	W	M	Y
1510 - Other organisation		_____ times per	W	M	Y

204. a. Do you (also) get regular (**regular and free**) help with childcare from relatives or friends or other people for whom caring for children is not a job?

Comment: this question was asked before question 203

1. yes ↓

2. no → go to 205

b. From whom do you get this help?

Code up to 5 persons in the table below using the List of Providers and Receivers.

Ask 204c for each person mentioned in 204b.

c. How frequently does [mentioned person] help to look after your children?

Write in the table.

Code from the List of Providers and Receivers	Frequency of use			
	W= week; M= month; Y= year			
	____ times per	W	M	Y
		1501. Only during the holidays 1502. does not need to be taken care of (too old)		
	____ times per	W	M	Y
		1501. Only during the holidays 1502. does not need to be taken care of (too old)		
	____ times per	W	M	Y
		1501. Only during the holidays 1502. does not need to be taken care of (too old)		
	____ times per	W	M	Y
		1501. Only during the holidays 1502. does not need to be taken care of (too old)		
	____ times per	W	M	Y
		1501. Only during the holidays 1502. does not need to be taken care of (too old)		

205. How much does your household usually pay per month for childcare, if anything?

Comment: costs were asked for each childcare arrangement. All cost were added to obtain total amount paid for childcare.

_____ € per W M Y
0 – does not pay for childcare

If there is at least one child which is more than 16 years old : Do some of the children living with you have children of their own ?

1. yes
2. No

if the answer =1: which one or ones ?

Number(s) of child(ren) in the household roster

for each child: How frequently do you see the children of [child]?

Number of times (0 to 99)

0= never

88 = the grand children live with the respondent

90 = only during the holidays

99 = do not need to be taken care of / too old

if frequency ≠ 0, 88, 90, 99: frequency (Per...)

W = Week, M = Month, Y = Year

How frequently do you look after the children of [Child(i)]*?

Number of times (0 to 99)

0= never

88 = the grand children live with the respondent

90 = only during the holidays

99 = do not need to be taken care of / too old

if frequency ≠ 0, 88, 90, 99: frequency (Per...)

W = Week, M = Month, Y = Year

206. a. Over the last 12 months, have you given regular help with childcare to other people (**children who do not belong to your household: children of friends, neighbours, brothers and sisters, grandchildren etc.**) ?

If it is R's job to provide childcare, consider only the help outside his/her job.

1. yes ↓
2. no → **go to Interviewer Check before 207**

		Persons who receive help from R				
		1	2	3	4	5
<p>b. Whom have you helped? (Whose children did you help?)</p> <p>Record up to 5 persons in this row. Code using the List of Providers and Receivers.</p>	<p>List of Providers and Receivers</p>					
<p>c. Did this person live in the same household with you at that time?</p>	<p>1 – yes 2 – no</p>					

Non-Resident Children

Comment: questions about deceased children were asked later in the section

<p>Interviewer Check:</p> <p>Does R have children in the household?</p>	<p>yes →</p>	<p>207. We already talked about those children who currently live in your household. In addition to them, have you given birth to/ fathered any other children or have you ever adopted any other children? Do not include stepchildren, that is, children belonging to your current or prior partner/spouse. I will ask you about those children later.</p>
	<p>no →</p>	<p>207. Have you given birth to/ fathered any children or have you ever adopted any children? Do not include stepchildren, that is, children belonging to your current or prior partner/spouse. I will ask you about those children later.</p> <p>1. yes → continue with 208 ↓</p> <p>2. no → go to 221</p>

Interviewer Instruction: First, fill in answers to 208 and 209 for all mentioned children, then continue by asking all the other questions about the first non-resident child, then about the second, and so on.

If more than eight stepchildren, only the seven last born ones (youngest) and the oldest one were described

		1	2	3	4	5	6	7	8
208. To help me to keep track, please tell me the names of all children, starting with the oldest. You do not need to mention those children who live in your household and were already mentioned at the beginning of the interview. Write in.	Name ...								
209. a. Sometimes it happens that one loses a child. Are all your children alive? b. Please mention those children who are not alive any more.	1 – yes 2 – no ↓ tick mark deceased children								
Interviewer Instruction: Use past tense when asking about a deceased child.									
<i>If the child is alive (question not asked for deceased children)</i>	1 – male 2 – female								
210. Now I would like to ask a few questions about each of your children who do not currently live in your household. Can I just check, that [name] is male/female?									
211. Is [name] your biological child or an adopted child?	1 – biological → go to 0 2 – adopted 3 – foster								
212. In what month and year did he/she start living in your household? Go to 214	month ... year ... 9999 – never lived in R's household								
<i>If the child is alive (question not asked for deceased children)</i>									
213. Is this child also the biological child of your current partner/spouse? <i>Comment: this includes also adopted children as question 211 was not asked</i>	1 – yes 2 – no								
214. a. Skip a in case of a deceased child. How old is he/she? b. In what month and year was he/she born?	age ... month ... year ...	___	___	___	___	___	___	___	___
Interviewer Check: If the child is alive (see 209) go to 216 . If the child is deceased continue ↓									

		1	2	3	4	5	6	7	8
215. In what month and year did [name] die?	month ... year ...								
Go to 0 for the next child. If no more children go to 221									
216. In what month and year did you and [name of child] stop living in the same household? <i>Comment: interviewer instruction: if respondent never lived with the child, indicate child's date of birth</i>	month ... year ...								
217. How long does it take to get from your home to where [name] is living at present? <i>Comment: interviewer instruction: by the quickest mean of transport the Respondent can use</i>	hour ... min ...	—	—	—	—	—	—	—	—
<p>If child is younger than 31: this child usually lives... (2 possible answers ; only 1 and 2, 1 and 4 or 2 and 4 are possible in combination)</p> <ol style="list-style-type: none"> If respondent's partner is not the child's father: At his/her other parent's place In boarding school, college In an independent dwelling Other, Specify 									
Interviewer Instruction: Ask the next question about each child who is younger than 14. If older go to 219 !									

		1	2	3	4	5	6	7	8
218. How often do you look after [name]? <i>W= week M= month Y= year</i>	times per W M Y 0 – never	==	==	==	==	==	==	==	==
219. How often do you see [name]? <i>W= week M= month Y= year</i>	times per W M Y 0 – never 1501. Only during the holidays 1502. does not need to be taken care of (too old)	—	—	—	—	—	—	—	—
If the respondent sees this child more than half of year: Does this child spend part or his/her holidays with you ? Interviewer instruction: take account of last year if the situation change from year to year 1. yes, most of his/her holidays 2. yes, about half of the holidays 3. less than half of holidays 4. he/she does not spend holidays with you									
If the child does not live in his/her other parent's place : Does this child spend part or his/her holidays with his/her other parent ? Interviewer instruction: take account of last year if the situation change from year to year 1. yes, most of his/her holidays 2. yes, about half of the holidays 3. less than half of holidays 4. he/she does not spend holidays with him/her 5. not concerned (parent deceased), without object (the other parent lives with the respondent)									

		1	2	3	4	5	6	7	8
220. How satisfied are you with your relationship with [name]? Please use this card and tell me the value on the scale.	Value from Card 120: Satisfaction Scale								
<i>If the children are age 16 or more :</i>									
Did [name] have children ?									
<p>1. Yes 2. No 9. Do not know</p>									
<i>If the answer = 1:</i> At which frequency do you [name]'s children ?									
<p>Number of times (0 to 99, Do not know)</p> <p>0 = never 88.= the grand children 90 = only during the holidays 99 = do not need to be taken care of / too old)</p>									
<i>If the answer > 0 :</i>									
Frequency (Per...)									
S = Week, M = . Month, A = Year, Do not know									
How frequently do you look after the children of [name] ?									
<p>Number of times (0 to 99, Do not know)</p> <p>0 = never 90 = only during the holidays 99 = do not need to be taken care of / too old</p>									
<i>If the answer ≠ 0, 90, 99</i>									
Frequency (Per...)									
S = Week, M = Month, A = Year, Do not know									
Go to 0 for the next child. If no more children continue ↓									

221. (In addition to the children we already talked about,) have you ever had any foster children?

1. yes → **go back to 208 and repeat the table for all foster children, using the word 'foster children' instead of children. Code 3 at 211 without asking.**

2. no ↓

Stepchildren

Interviewer Check: Does R live together with a partner? See Household Grid.

yes → continue ↓

no → go to 232

222. First, I would like to ask you, are you now living together with the same partner with whom you lived in [month year of first wave]?

1. yes → go to 232

2. no ↓

223. Next, I would like to know about any stepchildren, that is, children your current partner/spouse has had, other than those who currently live in the household. Has your partner had children who do not currently live in your household? Please include any children who may have died.

1. yes ↓

2. no → go to 232

Now I'd like to ask you a few questions about each of them, starting with the oldest.

If 223 = 1: How many? (Number from 1 to 8)

Interviewer Instruction: First, fill in answers to 224 and 225 for all mentioned children, then continue by asking all the other questions about the first stepchild, then about the second, and so on.

Comment: questions 224, 225 and 226 were asked when the partner was the same than in Wave 1

		1	2	3	4	5	6	7	8
224. To help me to keep track of them please tell me their names first. Write in.	Name ...								
225. a. Are they all alive? b. Please mention those children who are not alive any more.	1 – yes 2 – no ↓ tick mark deceased children								

		1	2	3	4	5	6	7	8
Interviewer Instruction: Use past tense when asking about a deceased child.									
226. Can I just check, that [name] is male/female?	1 – male 2 – female								
227. In what month and year was he/she born?	month ...								
	year ...								
228. Has [name] ever been a member of your household for at least 3 months?	1 – yes 2 – no → go to 226 for the next stepchild; if no more stepchildren go to 232								
229. In what month and year did he/she start living in your household?	month ...								
	year ...								
Interviewer Check: If the child is alive (see 225) go to <i>Erreur ! Source du renvoi introuvable.</i> If the child is deceased continue ↓									
230. In what month and year did he/she die?	month ...								
	year ...								
Go to 226 for the next stepchild. If no more stepchildren go to 232									
231. In what month and year did you and [name of child] stop living in the same household?	month ...								
	year ...								
<p>How long does it take to get from your home to where [first name] is living ? If partner child's is deceased, code 88</p> <p>How often do you see [first name]? How often does your partner see [first name]?</p>									
Go to 226 for the next stepchild. If no more stepchildren continue ↓									

Grandchildren

232. How many grandchildren do you have?

0 – no grandchildren → **go to 301**

233. Have you had any grandchildren since...~~month~~...year {first wave}?

1. yes ↓

2. no → **go to 236**

Ask if R has 2 or more grandchildren



234. a. In what ~~month and~~ year was the oldest of your grandchildren born?

month |__|__| year |__|__|

235. And in what ~~month and~~ year was the youngest of your grandchildren born?

month |__|__| year |__|__|

Ask if R has 1 grandchild



234. b. In what ~~month and~~ year was your grandchild born?

month |__|__| year |__|__|

Go to 236

~~236. How frequently do you help to look after your grandchild(ren)?~~

~~_____ times per: _____ W _____ M _____ Y~~

~~0 – does not help~~

237. a. Do you have any great-grandchildren?

1. yes ↓

2. no → **go to Interviewer Check before 301**

b. How many?

3. PARTNERSHIPS

Comment: In this section, the same questions were asked in the French questionnaire but the subsections were ordered differently.

They are ordered similarly to Wave 1 questionnaire:

- Current Co-Resident Partner or Spouse
- Current Non-Resident Partner or Spouse
- Intentions of Union Formation
- Partnership History (between Wave 1 and Wave 2 not including current partner)

Partnership History

301. Did you live together with a partner in.... month....year {first wave}?

Comment: answer retrieved from Wave 1

1. yes 2. no → **go to 306**

302. Were you married to this partner in ...month....year {first wave}?

Comment: answer retrieved from Wave 1

1. yes → **go to 305** 2. no

1501 - Pacte civil de solidarité (PACS) – civil union

If 302=2 or 1501

303. Did you marry him/her afterwards? (**we talk about civil wedding**)

1. yes 2. no → **go to 305**

1501 - civil union (PACS) afterwards

If 303=2 or 1501

304. In which month and year?

month |__|__| year |__|__|

If the respondent has a coresident partner: How did you meet each other ?

1. At some friend's place, neighbours' place
2. In a nighthclub
3. At a ball
4. At school, university
5. At work
6. At a family party
7. In a public place
8. During the holidays
9. At sport club, leisure activity, voluntary organization
10. Classified ads
11. Internet
12. Dating agency
13. Speed Dating, etc.
14. Other specify.

If the respondent has a coresident partner: When did this relationship start to become serious?

Indicate month

Indicate year

305. Are you now living together with the same partner/ spouse with whom you lived in [month year of first wave]?

1. yes → **go to 323**

2. no → **go to 312**

***If the respondent has a coresident partner:* Do you live together permanently or does one of you live part of the week or part of the year in another dwelling?**

1. Together permanently
2. Part of the week separately
3. Part of the year separately
4. Other. Specify.

***If the partners do not live together permanently:* Along the year, would you say you live with your partner about...**

1. A quarter of the time
2. Half of the time
3. Three quarters of the time

***If the partners do not live together permanently:* Since when do you have this type of relationship ?**

Indicate month
Indicate year

306. Have you lived together (**as a couple**) with a partner since month....year {first wave}?

Comment : by living together as a couple, we mean living in the same dwelling during at least three months in a row.

1. yes → **continue ↓**

2. no → **go to 328**

		1	2	3	4
Could you tell me this partner's first name?					
307. In which month and year did you start living together with this partner?	month ... year ...	 	 	 	
308. In what month and year was he/she born?	month ... year ...	 	 	 	
309. When you started living together, how many children, if any, did your partner/spouse already have that were not yours? Please include adopted and foster children.	number				
310. Were you and he/she legally married?	1 – yes 2 – no → go to 312 1501 - PACS -civil solidarity pact				
311. In what month and year did you legally marry (PACS) him/her? <i>Comment: also asked for PACS</i>	month ... year ...	 	 	 	
312. What happened with this partnership? Show Card 312: Partnership History	1 – currently living together → go to Interviewer Check before 320 2 – Broke up 3 – Partner died				
313. In what month and year did that happen?	month ... year ...	 	 	 	
314. Did you have (or adopt) children together with him/her?	1 – yes 2 – no → go to Interviewer Check before 316				
Interviewer Check: If the partner died (see 312) go to 319. If the partnership ended in breaking up continue ↓					

		1	2	3	4
315. With whom did your children mainly stay in the first year after you broke up? Please choose your answer from the card. Show Card : Where Did Children Mainly Stay?	1 – with me 2 – with my ex-partner 3 – with both of us on a time-shared basis 4 – with relatives 5 – with others 6 – at a children’s home 7 – started to live independently 8 – child was already living independently 9 – other				
<p>If 315=1 (the child mainly lived with the respondent): During the first year after you broke up, how often did your ex-partner see the child(ren) who have mainly lived with you ?</p> <p>Times: Frequency:</p> <p>If 315 = 2 (the child mainly lived with the ex-partner): During the first year after you broke up, how often did you see the child(ren) who have mainly lived with your ex-partner ?</p> <p>Times: Frequency:</p>					
Interviewer Check: If R was married to this partner (310) continue ↓ If not married to this partner go to 319					
If the Respondent was married or signed a PACS with this partner					
316. Did you and he/she get divorced? (start the divorce procedure / break your PACS, start the PACS breach procedure)	1 – yes 2 – no → go to 319 1501 – pending divorce				
If 316=1 or 1501 317. In what month and year did you get divorced (start the divorce procedure / break your PACS, start the PACS breach procedure)?	month ... year ...	□□□ □□□	□□□ □□□	□□□ □□□	□□□ □□□
318. Who started the legal process of divorce (the breach of the PACS)?	1 – R 2 – R and P together 3 – P				

319. Did you live together with another partner afterwards?

1. yes → **go to 307 on the next partner** ↑

Comment: limited to 3 partners

2. no → continue with Interviewer

Check before 320

Interviewer Check:

Did the R have a new partner in the last three years?

yes → continue ↓

no → go to 323

320. As mentioned, our survey also deals with same-sex partnerships. May I ask you, have any of your partners in the last three years been of the same sex as you?

Comment: the sex of the partner was asked at the beginning of the grid, just after the first name.

1. yes ↓

2. no → **go to 322**

321. Which one(s)?

Write reference numbers of same-sex partners from the table on the line below.

322. a. Was your partner/spouse born in [the UK]?

1. yes → **go to 323**

2. no ↓

b. In which country was he/she born?

Country of birth _____

c. In what ~~month and~~ year did he/she first start living permanently in [the UK]?

month |__|__| year |__|__|

Your partner is...

1. French by birth, including by restoration of nationality ?
2. French by naturalization, marriage, declaration or acquisition at age 18 ?
3. Foreign ?
4. Stateless ?
13. Both French by birth, including by restoration of nationality, and foreign?
23. Both French by naturalization, marriage, declaration or acquisition at age 18, and foreign?

If the answer = 3, 13, 23 (foreigner): What is your partner's nationality ?
(Nationality, Do not know, Refused to answer)

323. What is the highest level of education your partner/spouse has successfully completed?
[Country-specific list to be compatible with ISCED]

1501. 0 - isced97

1502. 1-2 - isced97

1503. 3A - isced97

1504. 3B - isced97

1505. 3C - isced97

1506. 5A-6 - isced97

1507. 5B - isced97

1. No diploma
2. Primary school diploma
3. Middle-school diploma
4. Lower vocational diploma
5. Vocational high-school diploma
6. General high-school diploma
7. Diploma equivalent to two years in higher education
8. Diploma equivalent to more than two years in higher education

If answer = 1: What level did he/she reach?

1. Didn't go to school
2. Primary school
3. Middle school
4. Above middle school
5. No diploma, without any further indication

if answer = 4 : Specify which lower vocational diploma he/she obtained:

1. CAP, CAPA, mention complémentaire au CAP
2. BEP, BEPA, mention complémentaire au BEP
3. Others diplomas of an equivalent level : brevet de compagnon, aide soignante, auxiliaire de vie, titre AFPA 1er degré...
4. CAP, BEP or diploma of this level without any further indication

If the answer = 5: Specify which vocational high-school diploma he/she obtained:

1. Brevet professionnel ou de technicien, BEA, BEC, BEI, BEH, BSEC
2. Baccalauréat professionnel
3. Baccalauréat technologique (séries F, G, H, SMS, STI, STL, STT)
4. Baccalauréat technologique ou professionnel or diploma of this level without any further indication

If the answer = 7: Specify which diploma equivalent to two years in higher education he/she obtained:

1. University degree
2. BTS, DUT or equivalent
3. Health professional diploma equivalent to two years in higher education (nurse, etc)
4. Diploma equivalent to two years in higher education without any further indication

If the answer = 8: Specify which diploma equivalent to more than two years in higher education he/she obtained:

1. Post-graduate university degree
2. Degree from Engineering school or other "Grande Ecole"
3. PhD (including medicine, pharmacy, dentistry)
4. Diploma equivalent to more than two years in higher education without any further indication

If the partner obtained at least one degree

324. What was the main subject matter of these studies?

Write exact answer.

Interviewer Check:

Is R currently living with a partner (see Household Grid)?

yes

↓

Is R currently married to that partner (see Household Grid)?

yes

↓

go to 401

no

↓

Continue with 325

no

↓

Go to 326

325. Do you intend to marry your partner during the next 3 years?

Comment: question asked also to respondents with a non-resident partner

1. definitely not
2. probably not
3. probably yes
4. definitely yes

Go to 401!

If the respondent has a non-resident partner

326. Do you intend to start living together with ~~a~~/your partner during the next 3 years?

1. definitely not
2. probably not
3. probably yes
4. definitely yes

327. Do you intend to marry ~~someone~~/ your partner during the next 3 years?

1. definitely not
2. probably not
3. probably yes
4. definitely yes

1501 - already married with my non-resident partner

Current Non-Resident Partner or Spouse

328. Are you currently having an intimate (**couple**) relationship with someone you're not living with? (This may also be your spouse if he/she does not live together with you. Our survey does not only cover heterosexual relationships, but also same-sex relationships. If you have a partner of the same sex, please answer the following questions as well.)

1. yes ↓

2. no → **go to 401**

Would you define your relationship as....

1. A couple relationship
 2. A stable romantic relationship
- (Do not know possible but not proposes)

How did you meet each other ?

15. At some friend's place, neighbours' place
16. In a nightclub
17. At a ball
18. At school, university
19. At work
20. At a family party
21. In a public place
22. During the holidays
23. At sport club, leisure activity, voluntary organization
24. Classified ads
25. Internet
26. Dating agency
27. Speed Dating, etc.
28. Other specify.

Is it still the same partner than in October 2005 (wave 1) ?

1. Yes
2. No

If not (presence of a nonresident partner in 2005 and current partner different from the one in wave1): **When did this relationship end up ?**

Indicate month

Indicate year (2005 to 2008, Do not know)

How did this relationship end up ?

1. Break up
2. Partner died

329. In what month and year did this relationship start? (**when did this relationship start to become serious?**)

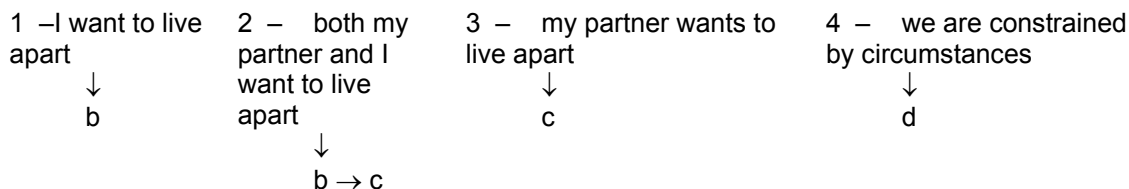
Comment: if same partner than in Wave 1, the answer is retrieved from Wave 1

month |__|__| year |__|__|

330. a. Are you living apart because you and/or your partner want to or because circumstances prevent you from living together? Please choose your answer from the card.

Show Card 330a.

1501 – other reasons, specify



b. Why do you (R) want to live apart? Please choose the most important reason.

1.

Show Card 330b.

- 1 – for financial reasons
- 2 – to keep independence
- 3 – because of children
- 4 – not yet ready for living together
- 5 – other

If 330a=2 continue with 330c →

If 330a=1 continue with 331 ↓

c. Why does your partner want to live apart? Please choose the most important reason.

Show Card 330c.

- 1 – for financial reasons
- 2 – to keep independence
- 3 – because of children
- 4 – not yet ready for living together
- 5 – other
- 97 – do not know

d. By which circumstances? Please choose the most important circumstances.

Show Card 330d.

- 1 – work circumstances
- 2 – financial circumstances
- 3 – housing circumstances
- 4 – legal circumstances
- 5 – my partner has another family
- 6 – other (**specify**)

1501 – because of the health of partner
1502 – because of children (hers/his or yours)

331. Please tell me whether your partner is male or female.

Comment: question asked after question 328

- 1 – male
- 2 – female

If different sex partner and if the non-resident partner is not the same than in Wave 1 or if he/she is the same but the partners were not married in Wave 1: Are you married?

- 1. Yes
- 2. No

If not married or same-sex partner: Are you in a civil union (PACS) ?

- 1. Yes
- 2. No
- 8. Refusal

If married: What was the date of your wedding?

We talk about civil wedding
Indicate month
Indicate year

If civil union: What was the date of your civil union (PACS) ?

Indicate month
Indicate year

Interviewer Check: Is the partner of same sex as R?

yes → go to 0

no → continue with 332 ↓

[Comment: Countries where it is possible to register a same sex partnership, should route same-sex partners into questions analogous to 332, using the appropriate terminology.]

332. Have you ever lived together with him/her **(for at least three months)**?

1. yes
2. no

From when to when? (if more than one period, indicate the latest) ?

From _____ (month / Year) _____ (do not know)

To _____ (month / Year) _____ (do not know)

333. In what month and year was your partner/spouse born?

Comment: if same partner than in Wave 1, the answer is retrieved from Wave 1

month |__|__| year |__|__|

If does not know: How old is your partner ?

334. a. Was your partner/spouse born in [the UK]?

1. yes → **go to 0**
2. no ↓

b. In which country was he/she born?

Country of birth _____

c. In what month and year did he/she first start living permanently in **France** [the UK]?

month |__|__| year |__|__|

Your partner is...

1. French by birth, including by restoration of nationality ?
2. French by naturalization, marriage, declaration or acquisition at age 18 ?
3. Foreign ?
4. Stateless ?
13. Both French by birth, including by restoration of nationality, and foreign?
23. Both French by naturalization, marriage, declaration or acquisition at age 18, and foreign?

If the answer = 3, 13, 23 (foreigner) :What is your partner's nationality ?

(Nationality, Do not know, Refused to answer)

335. What is the highest level of education your partner/spouse has successfully completed?

[Country-specific list to be compatible with ISCED]

1501. 0 - isced97

1502. 1-2 - isced97

1503. 3A - isced97

1504. 3B - isced97

1505. 3C - isced97

1506. 5A-6 - isced97

1507. 5B - isced97

1. No diploma
2. Primary school diploma
3. Middle-school diploma
4. Lower vocational diploma
5. Vocational high-school diploma
6. General high-school diploma
7. Diploma equivalent to two years in higher education
8. Diploma equivalent to more than two years in higher education

If answer = 1: What level did he/she reach?

1. Didn't go to school
2. Primary school
3. Middle school
4. Above middle school
5. No diploma, without any further indication

if answer = 4 : Specify which lower vocational diploma he/she obtained:

1. CAP, CAPA, mention complémentaire au CAP
2. BEP, BEPA, mention complémentaire au BEP
3. Others diplomas of an equivalent level : brevet de compagnon, aide soignante, auxiliaire de vie, titre AFPA 1er degré...
4. CAP, BEP or diploma of this level without any further indication

If the answer = 5: Specify which vocational high-school diploma he/she obtained:

1. Brevet professionnel ou de technicien, BEA, BEC, BEI, BEH, BSEC
2. Baccalauréat professionnel
3. Baccalauréat technologique (séries F, G, H, SMS, STI, STL, STT)
4. Baccalauréat technologique ou professionnel or diploma of this level without any further indication

If the answer = 7: Specify which diploma equivalent to two years in higher education he/she obtained:

1. University degree
2. BTS, DUT or equivalent
3. Health professional diploma equivalent to two years in higher education (nurse, etc)
4. Diploma equivalent to two years in higher education without any further indication

If the answer = 8 : Specify which diploma equivalent to more than two years in higher education he/she obtained:

1. Post-graduate university degree
2. Degree from Engineering school or other "Grande Ecole"
3. PhD (including medicine, pharmacy, dentistry)
4. Diploma equivalent to more than two years in higher education without any further indication

341. Does your partner think that you should start living together?

1. yes
2. no
3. partner is not sure
- 97- R does not know

If the respondent is not married neither in civil union and does not intend to marry: Do you intend to get in civil union (PACS) during the next 3 years?

1. No
2. No, probably not
3. Yes, probably
4. Yes
7. Refusal
9. Does not know

4. HOUSEHOLD ORGANISATION AND PARTNERSHIP QUALITY

Comment: Indicators filled out by the interviewer

At this moment of the interview, is the respondent in the presence of other people ?

1. yes
2. No

If the answer = 1 : Indicate the person(s) currently present : (3 possible answers)

1. Partner
2. children, step-children, Grand-children
3. Parents or parents in law
4. Brother and/or sister
5. Friends
6. Do not know

Household Organisation

if the respondent has a coresident partner

401. Now I would like to ask you some questions about who does what in your household. Please tell me who does the following tasks in your household, choosing your answers from the card.

Interviewer Check: Look at the Household Grid.

R lives alone



Show Card 401-1

[Comment: This card includes the alternatives 1, 2 and 7 where the 7 is 'always or usually someone else']

R does not live alone



There is a partner in the household



Show Card 401-2

[Comment: This card includes all alternatives from the table head]

There is no partner in the household



Show Card 401-3

[Comment: This card does not include the partner-related alternatives]

Start asking item by item from the table below.

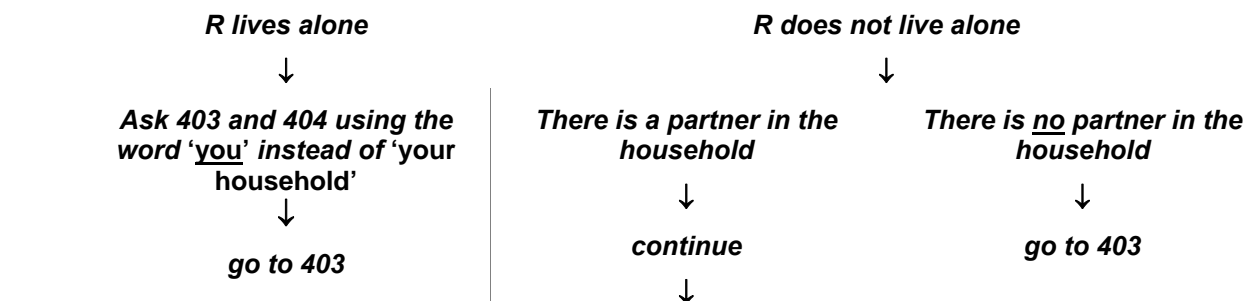
If the answer is 6 "Always or usually other person in R's household", ask question 401b before proceeding to the next item.

~~b. Could you just tell me which of the other household member?~~

Write the reference number of the household member from the Household Grid into the table below.

	always R	usually R	R and P about equally	usually P	always P	always or usually other person in the household	always or usually someone not living in the household	not applicable
a. preparing daily meals	1	2	3	4	5	6 Ref. # in Hh. Grid:	7	99
b. doing the dishes (if dishwasher : is in charge of the dishwasher)	1	2	3	4	5	6 Ref. # in Hh. Grid:	7	99
c. shopping for food	1	2	3	4	5	6 Ref. # in Hh. Grid:	7	99
d. vacuum-cleaning the house	1	2	3	4	5	6 Ref. # in Hh. Grid:	7	99
e. doing small repairs in and around the house	1	2	3	4	5	6 Ref. # in Hh. Grid:	7	99
f. paying bills and keeping financial records	1	2	3	4	5	6 Ref. # in Hh. Grid:	7	99
g. organising joint social activities	1	2	3	4	5	6 Ref. # in Hh. Grid:	7	99

Interviewer Check: Look at the Household Grid.



402. How satisfied are you with the division of household tasks between you and your partner/spouse? Please use this card and tell me the value on the scale.

Show Card 120: Satisfaction Scale.

Value from Satisfaction Scale: _____

Do you get regular and free help with household tasks?

If the person who helps is paid, do not consider that this help is free

1. Yes
2. No

If someone give free and regular help with household tasks (answer yes to the previous question)

403. Which people give your household regular help with household tasks?

Comment: limited to 2 answers

Code using the List of Providers and Receivers.

404. Does your household regularly pay someone to do housework?

Comment: including people who is not paid by the household but by a mutual insurance company of a household member for example

1. yes 2. no

Decision-Making

Interviewer Check:

Does R's partner live in the household?

yes → continue



no



**Does R have a non-resident partner?
See 328**

yes → go to 407

no → go to 501

405. We have already talked about the various tasks that have to be done in a household. Now I would like to ask you some questions about decisions. Who makes decisions about the following issues in your household?

Show Card 401-2 and start asking item by item from the table below.

If the answer is 6 "Always or usually another person in R's household", ask question 405b before proceeding to the next item.

b. Could you just tell me which of the other household member?

Write the reference number of the household member from the Household Grid into the table below.

	always R	usually R	R and P about equally	usually P	always P	always or usually other person in the household	always or usually someone not living in the household	not applicable
a. routine purchases for the household	1	2	3	4	5	6 Ref. # in Hh. Grid:	7	99
b. occasional more expensive purchases for the household	1	2	3	4	5	6 Ref. # in Hh. Grid:	7	99
c. the time you spend in paid work	1	2	3	4	5	6 Ref. # in Hh. Grid:	7	99
d. the time your partner/spouse spends in paid work	1	2	3	4	5	6 Ref. # in Hh. Grid:	7	99
<i>If children in the household</i> e. the way children are raised	1	2	3	4	5	6 Ref. # in Hh. Grid:	7	99
f. social life and leisure activities	1	2	3	4	5	6 Ref. # in Hh. Grid:	7	99

406. How do you and your partner/spouse organise your household income? Which of the items on this card fits best?

Show Card 406: Organising income.

1. I manage all the money and give my partner/spouse his/her share
2. My partner/spouse manages all the money and gives me my share
3. We pool all the money and each takes out what we need
4. We pool some of the money and keep the rest separate
5. We each keep our own money separate
6. Other [Comment: This category is only for coding, it should not be presented in the Card itself.]

Partnership Quality

Note: This section is asked from those who have either a co-resident or a non-resident partner.

If the respondent has a non resident partner, the subsection is not asked when he/she is cohabiting with his/her parent(s)

407. How satisfied are you with your relationship with your partner/spouse? Please use this card and tell me the value on the scale.

Comment: asked at the end of the section and not asked if someone else is in the room

Show Card 120: Satisfaction Scale.

1501 – question not asked because someone else is in the room

Value from Satisfaction Scale: _____

408. Now I am going to read out a list of things that couples may have disagreements about. Within the last 12 months, how often did you and your partner/spouse have disagreement about [household chores]? Please choose answers from this card.

Show Card 408: Frequency.

	never	seldom	sometimes	frequently	very frequently
a. household chores	1	2	3	4	5
b. money	1	2	3	4	5
c. use of leisure time	1	2	3	4	5
d. sex <i>comment: asked at the end of the question</i>	1	2	3	4	5
e. relations with friends	1	2	3	4	5
f. relations with parents and in-laws	1	2	3	4	5
<i>If children in the household</i> g. child-raising issues	1	2	3	4	5
<i>If R= woman <50 or R= man which partner is <50</i> h. having children	1	2	3	4	5
i. drinking alcohol	1	2	3	4	5

Interviewer Check: If R replied with 1 “never” to all items in 408 go to 410.

409. Couples deal with serious disagreements in various ways. When you have a serious disagreement with your partner/spouse, how often do you [keep your opinion to yourself]? Please choose your answer from the card.

Show Card 408: Frequency.

	never	seldom	sometimes	frequently	very frequently
a. keep your opinion to yourself (not say what you think)	1	2	3	4	5
b. discuss your disagreement calmly	1	2	3	4	5
And your partner? (does he/she discuss the disagreement calmly) ?	1	2	3	4	5
c. argue heatedly or shout	1	2	3	4	5
And your partner? (does he/she argue heatedly or shout)					
d. end up becoming violent	1	2	3	4	5
And your partner? (does he/she end up becoming violent) (authorize Refusal and Do not know)	1	2	3	4	5

410. Even the people who get along well with their partners sometimes wonder whether their marriage or partnership will work. Over the past 12 months, have you thought about breaking up your relationship?

Comment: asked after question 407 and not asked if someone else is in the room

1. yes
2. no

1501 – question not asked because someone else is in the room

5. PARENTS AND PARENTAL HOME

Comment : this section was asked after the fecundity section

The sections were separated differently in the French Questionnaire but the same questions were asked.

[Comment: In this part, separate parallel sections are printed for Rs at different life situation. According to the routing, one R gets questions from one parallel section only.]

Co-Residence with Biological Parents

Now I would like to ask you some questions about your parents and your parental home.

501. At the beginning of our interview when we were talking about your household you mentioned that you are ...

Look up from Household Grid.

1. living with both of your parents → continue with 502
2. living with your father (not your mother) → **go to 503**
3. living with your mother (not your father) → **go to 504**
4. not living with your parents → **go to 507**

Is this correct?

502. Are both the parents who are living in this household your biological parents?

1. yes, both → **go to 542**
2. no, only my father → **go to 505**
3. no, only my mother → **go to 506**
4. no, both are adoptive, foster or step-parents → **go to 507**

503. Is your father who is living in this household your biological father?

1. yes → **go to 505**
2. no → **go to 507**

504. Is your mother who is living in this household your biological mother?

1. yes → **go to 506**
2. no → **go to 507**

505. May I ask you whether your biological mother is still alive?

Comment: if the mother deceased before Wave 1, the answer was retrieved from Wave 1.

1. yes, still alive → **go to 509**
2. no, not alive any more → **go to 542**
3. I do not know whether she still is alive → **go to 542**
4. I do not know anything about my biological mother → **go to 542**

If 505=2: When did she die?

Indicate month

Indicate year

506. May I ask you whether your biological father is still alive?

Comment: if the father deceased before Wave 1, the answer was retrieved from Wave 1.

1. yes, still alive → **go to 515**
2. no, not alive any more → **go to 542**
3. I do not know whether he still is alive → **go to 542**
4. I do not know anything about my biological father .. → **go to 542**

If 506=2: When did he die?

Indicate month

Indicate year

507. May I ask you whether your biological parents are still alive?

Comment: if the parents deceased before Wave 1, the answer was retrieved from Wave 1.

1. Yes, both are alive → continue with 508
2. No, only mother is alive → **go to 509**
3. No, only father is alive → **go to 515**
4. No, neither mother nor father is alive → **go to 542**
5. I do not know anything about my biological parents → **go to 542**

If 507=2,3,4 : When did he/she die?

Indicate the month
Indicate the year

If the respondent does not live with his/her parents

508. Are your father and mother still living together? (**Did your parents break up over the course of the 3 last years?**)

Comment: if the parents were separated at the time of Wave 1, the answer is retrieved from Wave1.

1. yes → **go to 521**
2. no → **go to 530**

If the parents broke up between Wave 1 and Wave 2 : When did that happened?

Indicate the year (2005 to 2008, do not know)

Questions about Biological Mother

509. Which of the items on this card apply to your mother's living arrangement? Please mention all categories that apply.

Show Card 509: Mother's Living Arrangement.

Code all answers that apply.

1. alone
2. with her partner/spouse
3. with her son(s)
4. with her daughter(s)
5. with a relative
6. with a friend
7. in a room of a boarding house
8. in a dwelling that specifically meets the needs of the elderly (like a service flat, semi-independent sheltered accommodation)
9. in a home for the elderly
10. in a nursing home

1501. another type of housing

510. Is your mother limited in her ability to carry out normal everyday activities because of a physical or mental health problem or a disability?

1. yes
2. no

511. How long does it take to get from your home to where your mother is living at present?

_____ hours _____ minutes

512. How often do you see your mother?

_____ times per: W M Y

0 – never

1501. several times a day

513. How satisfied are you with the relationship with your mother? Please use this card and tell me the value on the scale.

Show Card 120: Satisfaction Scale.

Value from Satisfaction Scale: _____

514. Do you intend to start living together with your mother within the next 3 years?

1. definitely not
2. probably not
3. probably yes
4. definitely yes

Go to 542

Questions about Biological Father

515. Which of the items on this card apply to your father's living arrangement? Please mention all categories that apply.

Show Card 515: Father's Living Arrangement.

Code all answers that apply.

1. alone
2. with his partner/spouse
3. with his son(s)
4. with his daughter(s)
5. with a relative
6. with a friend
7. in a room of a boarding house
8. in a dwelling that specifically meets the needs of the elderly (like a service flat, semi-independent sheltered accommodation)
9. in a home for the elderly
10. in a nursing home
1501. another type of housing

516. Is your father limited in his ability to carry out normal everyday activities because of a physical or mental health problem or a disability?

1. yes
2. no

517. How long does it take to get from your home to where your father is living at present?

_____ hours _____ minutes

518. How often do you see your father?

_____ times per: W M Y

0 – never

1501. several times a day

519. How satisfied are you with the relationship with your father? Please use this card and tell me the value on the scale.

Show Card 120: Satisfaction Scale.

Value from Satisfaction Scale: _____

520. Do you intend to start living together with your father within the next 3 years?

1. definitely not
2. probably not
3. probably yes
4. definitely yes

Go to 542

Questions about Parents Living Together

521. Which of the items on this card apply your parents' living arrangement? Please mention all categories that apply.

Show Card 521: Parents' Living Arrangement.

Code all answers that apply.

1. just the two of them
2. with their son(s)
3. with their daughter(s)
4. with another relative
5. with a friend
6. in a room of a boarding house
7. in a dwelling that specifically meets the needs of the elderly (like a service flat, semi-independent sheltered accommodation)
8. in a home for the elderly
9. in a nursing home
1501. another type of housing

522. Is your father limited in his ability to carry out normal everyday activities because of a physical or mental health problem or a disability?

1. yes
2. no

523. What about your mother? (Is she limited in her ability to carry out normal everyday activities because of a physical or mental health problem or a disability?)

1. yes
2. no

524. How long does it take to get from your home to where your parents are living at present?

_____ hours _____ minutes

525. How often do you see your father?

_____ times per: W M Y

0 – never

1501. several times a day

526. How often do you see your mother?

_____ times per: W M Y

0 – never

1501. several times a day

527. How satisfied are you with the relationship with your father? Please use this card and tell me the value on the scale.

Show Card 120: Satisfaction Scale.

Value from Satisfaction Scale: _____

528. How satisfied are you with the relationship with your mother? Please use this card and tell me the value on the scale.

Show Card 120: Satisfaction Scale.

Value from Satisfaction Scale: _____

529. Do you intend to start living together with your parents within the next 3 years?
1. definitely not
 2. probably not
 3. probably yes
 4. definitely yes

Go to 542

Questions about Biological Mother

530. Which of the items on this card apply to your mother's living arrangement? Please mention all categories that apply.

Show Card 509: Mother's Living Arrangement.

Code all answers that apply.

1. alone
 2. with her partner/spouse
 3. with her son(s)
 4. with her daughter(s)
 5. with a relative
 6. with a friend
 7. in a room of a boarding house
 8. in a dwelling that specifically meets the needs of the elderly (like a service flat, semi-independent sheltered accommodation)
 9. in a home for the elderly
 10. in a nursing home
1501. another type of housing
531. Is your mother limited in her ability to carry out normal everyday activities because of a physical or mental health problem or a disability?
1. yes
 2. no
532. How long does it take to get from your home to where your mother is living at present?
_____ hours _____ minutes
533. How often do you see your mother?
_____ times per: W M Y
0 – never
1501. several times a day
534. How satisfied are you with the relationship with your mother? Please use this card and tell me the value on the scale.
- Show Card 120: Satisfaction Scale.**
- Value from Satisfaction Scale: _____
535. Do you intend to start living together with your mother within the next 3 years?
1. definitely not
 2. probably not
 3. probably yes
 4. definitely yes

Questions about Biological Father

536. Which of the items on this card apply to your father's living arrangement? Please mention all categories that apply.

Show Card 515: Father's Living Arrangement.

Code all answers that apply.

1. alone
2. with his partner/spouse
3. with his son(s)
4. with his daughter(s)
5. with a relative
6. with a friend
7. in a room of a boarding house
8. in a dwelling that specifically meets the needs of the elderly (like a service flat, semi-independent sheltered accommodation)
9. in a home for the elderly
10. in a nursing home
1501. another type of housing

537. Is your father limited in his ability to carry out normal everyday activities because of a physical or mental health problem or a disability?

1. yes
2. no

538. How long does it take to get from your home to where your father is living at present?

_____ hours _____ minutes

539. How often do you see your father?

_____ times per: W M Y

0 – never

1501. several times a day

540. How satisfied are you with the relationship with your father? Please use this card and tell me the value on the scale.

Show Card 120: Satisfaction Scale.

Value from Satisfaction Scale: _____

541. Do you intend to start living together with your father within the next 3 years?

1. definitely not
2. probably not
3. probably yes
4. definitely yes

Brothers, Sisters, Grandparents

How many brothers did you have?

Including deceased and stepbrothers

How many sisters did you have?

Including deceased and stepsister

If the respondent had at least a brother or a sister

542. How many of your brothers and sisters are alive?

_____ brothers

_____ sisters

If the respondent is younger than 60 and if at least one of the grandparents was alive at the time of Wave 1.

543. How many of your grandparents are alive?

Comment: separated in 2 questions "how many of your maternal grandparents are alive?, how many of your paternal grandparents are alive?"

Start Living Separately from Parents

Interviewer Check: Does R currently live with at least one parent? See for codes 7 and 8 in the Household Grid.

yes → go to 545

no → continue ↓

If the respondents was living with his/her biological or adoptive parents at the time of Wave 1 but no longer now (check household grid)

544. In what month and year did you for the first time start living separately from your parents for at least three months?

Comment: answer retrieved from Wave 1 for respondents who were leaving separately from their parents at the time of Wave 1.

month |__|__| year |__|__|

If 544 = do not know: **At what age did you approximately stop living with your parents ?**

Which reasons lead you to leave the parental home ?

2 possible answers maximum, but do not suggest straightaway to the respondent

1. To study
2. To work
3. To live with your partner
4. Your relationship with your parents was tensed
5. You wanted to live independently
6. Other, specify

Go to Interviewer Check before 601

If the respondent never lived separately from his/her parents at the time of wave 1

545. a. **(over the course of the 3 last years)**Have you ever lived separately from your parents for at least three months?

Comment: answer retrieved from wave 1 for respondents who had already lived separately of their parents at the time of Wave 1.

1. yes ↓ 2. no → **go to 546**

b. In what month and year did that happen for the first time?

month |__|__| year |__|__|

If 545 = do not know: At what age did you first live separately from your parents for at least three months?

546. Do you intend to start living separately from your parents within the next 3 years?

1. definitely not
2. probably not
3. probably yes
4. definitely yes

1501 – this is my parents who live with me

Interviewer Check:

Does R have either a co-resident partner (see Household Grid) or a non-resident partner (see 328)?

yes → continue ↓

no → go to 601

547. Does your partner/spouse think that you should start living separately from your parents?

1. yes
2. no
3. partner is not sure
- 97– R does not know

6. FERTILITY

Note: The scheme below is designed to skip questions on current pregnancy and fecundity for female Rs 50 or older and male Rs with partners 50 or older and for Rs who have never had sexual intercourse with a person of the opposite sex.

Interviewer Check: Current partner is of same sex → go to 624

Interviewer Check: See Household Grid for R's age

R is a woman who is 50 or older → go to 624	R is a woman who is younger than 50 ↓	R is a man ↓
	Does R currently have or previously ever had a co-resident partner? See Household Grid and 301. yes → go to 602 no ↓ Hand out Card 0f and continue	Does R currently have either a co- resident (see Household Grid) or non-resident partner (see) who is 50 or older? yes → go to 624 no ↓ Does R currently have or previously ever had a co-resident partner? See Household Grid and 301. yes → go to 602 no ↓ Hand out Card 601m and continue

The fertility section was not asked to male respondents aged 50 or older who do not have a partner (except the question about adoption)

601. Please answer yes or no to the question on this card.

[Comment: Card 601f has the question "Have you ever had sexual intercourse with a man?"

Card 601m has the question "Have you ever had sexual intercourse with a woman?"

Both cards also display answer categories 1—yes, 2—no.]

1. — yes —→ continue with 602

2. — no —→ **go to 618**

Current Pregnancy

Ask from women: → 602. I now would like to continue with some questions on pregnancies and having children. Are you currently pregnant?

Ask from men who have a female partner, either co-resident, see Household Grid, or non-resident, see 328: → 602. I now would like to continue with some questions on pregnancies and having children. Is your partner/spouse currently pregnant?

Ask from men without a partner: → 602. I now would like to continue with some questions on pregnancies and having children. Do you know of any woman who is currently pregnant by you?

Interviewer Instruction:

If the answer "yes" is obtained from a man without a partner, use "she" instead of "partner" or "spouse" in the questions on current pregnancy.

1 — yes → continue with 603

2 — no → **go to 611**

3 — maybe, do not know yet..... → **go to 611**

603. In what month and year is the child expected to be born?
 month |__|__| year |__|__|
604. Just before this pregnancy began, did you yourself want to have a/another baby at some time?
1. yes → continue with 605
 2. no → **go to 606**
 3. not sure → continue with 605
605. Did this pregnancy occur sooner than you wanted, later than you wanted, or at about the right time?
1. sooner
 2. later
 3. about the right time
606. Couples do not always have the same feelings about the number or timing of children. Just before this pregnancy began, did your partner/spouse want to have a/another baby?
1. yes
 2. no
 3. partner was not sure
 - 97– R does not know

Interviewer Check: Look at the answers to 604 and 606.

Answer to both 604 and 606 is '2 – no'→ go to 609

Any other combination of answers→ continue with 607 ↓

607. Did you or your partner/spouse do any of the things listed on this card to help you (your partner/spouse) get pregnant? ~~Please name all of the things you did.~~
 Comment: Limited to 4 answers

Show Card 607: Infertility Treatment.

- | | | |
|--|--|---------------------|
| <ol style="list-style-type: none"> 1. receiving medication 2. methods for ascertaining timing of ovulation 3. in vitro fertilisation (IVF) or micro-fertilisation (ICSI) 4. surgery 5. artificial insemination (separated in 2 items: with partner's sperm / with donor's sperm) 6. other medical treatment | | → continue with 608 |
| 0 – did not use or do anything (not on the card) | | → go to 609 |

608. In what ~~month and~~ year did you first start doing something to help you (your partner/spouse) get pregnant this time?
 month |__|__| year |__|__|

Go to 623

609. Did you or your partner/spouse use or do any of the things listed on this card to prevent pregnancy at the time it occurred? Please name all of the things you used or did.

Show Card 609: Contraception

[Comment: Country specific list that should cover the range of available methods with commonly understandable labels in a country]

1. condom
2. pills
3. intra-uterine device (coil, loop)
4. diaphragm/ cervical cap
5. foam/ cream/ jelly/ suppository
6. injectables (e.g. Depo-Provera)
7. implants (e.g. Norplant)
8. Persona
9. hormonal emergency contraception afterwards ("morning-after pill")
10. withdrawal
11. safe period method (rhythm)
- 0 did not use or do anything (not on the card)

→ go to 623

→ continue with 610

610. In what month and year did you last use or do anything to prevent pregnancy?

month | | | | year | | | |
0 never used or did anything

Before this pregnancy, did you or your partner use one of the following contraceptive methods?

1. Yes
2. No
3. You never did anything to prevent pregnancy.
4. Pregnancy occurred while you or your partner were using contraception.
8. Refusal

***If answer=1,4:* please indicate all the things you used**

1. Condom
2. pills
3. intra-uterine device (coil, loop)
4. diaphragm/ cervical cap
5. Foam/ cream/ jelly/ suppository
6. injectables (e.g. Depo-Provera)
7. implants (e.g. Norplant)
8. Persona
9. hormonal emergency contraception afterwards ("morning-after pill")
10. withdrawal
11. safe period method (rhythm)
12. other

Go to 623

Fecundity

Reminder: the fertility section was not asked to male respondents aged 50 or older who do not have a partner (except the question about adoption)

611. Do you yourself want to have a/another baby now?

1. yes
2. no
3. not sure

Are you currently trying to have a child ?

1. Yes
2. No
3. Can not have children anymore (sterility, sterilisation)

If answer=1 How long have you been trying?

Number of years

Number of months

If answer<>1 During the 3 last years, did you try to have a child with your partner without managing?

1. yes
2. no
8. refusal
9. do not know

If answer=1 When you gave up (your partner gave up if the respondent is a man) trying to become pregnant, how long had you been trying?

(If this happened several times, give the longest period)

Number of years (0 to 20, Do not know)

Number of month (0 to 99, Do not know)

612. Some people are not physically able to have children. As far as you know, is it physically possible for you, yourself, to have a/another baby?

1. definitely not
2. probably not
3. probably yes
4. definitely yes
97. do not know

613. Have you ever done any of the things listed on this card to help you (your partner/spouse) get pregnant? Please name all of the things you have done or are doing.

Show Card 607: Infertility Treatment.

1. receiving medication
2. methods for ascertaining timing of ovulation
3. in vitro fertilisation (IVF) or micro-fertilisation (ICSI)
4. surgery
5. artificial insemination
6. other medical treatment
0. did not use or do anything (not on the card)

Comment: the question 613 was asked but the filter was too different from the core questionnaire to be comparable with harmonized data (the question was asked only to respondent who are currently trying to have a child or have tried during the last 3 years).

Interviewer Check: Does R currently have either a co-resident partner (see Household Grid) or a non-resident partner (see 328)?

yes → continue no → go to 618



614. Couples do not always have the same feelings about the number or timing of children. Does your partner/spouse want to have a/another baby now (or later)?

1. yes

1501. yes, now

1502. yes, but later

2. no

3. partner is not sure

97- R does not know

615. Do you think it would be physically possible for your current partner/spouse to have a child of his/her own if he/she wanted to?

1. definitely not

2. probably not

3. probably yes

4. definitely yes

97 do not know

Interviewer Check: Look at answers to 612 and 615.

Answer to either 612 or 615 is '1 – definitely not' ... → go to 619

No such answer given..... → continue with 616 ↓

616. Are you or your partner/spouse using or doing any of the things listed on this card to prevent pregnancy at this time? Please name all of the things you use or do. Limited to 4 answers

Show Card 609: Contraception

[Comment: Country-specific list that should cover the range of available methods with commonly understandable labels in a country]

1. condom

2. pills

3. intra-uterine device (coil, loop)

4. diaphragm/ cervical cap

5. foam/ cream/ jelly/ suppository

6. injectables (e.g. Depo-Provera)

7. implants (e.g. Norplant)

8. Persona

9. hormonal emergency contraception afterwards ("morning-after pill")

10. withdrawal

11. safe period method (rhythm)

1501. other

0 – did not use or do anything (not on the card)

→ go to 618

→ continue with 617

617. In what month and year did you last use or do anything to prevent pregnancy?

month |__|__| year |__|__|

0 – never used or did anything

If the respondent had at least a child between wave 1 and wave 2 (child born after wave 1, including respondents who were expecting a child at the time of wave 1): Previously, you told me you had [number of children] since Wave 1, Could you tell me for each of them if you wanted them to be born...

1. at that time of your relationship

2. later

3. sooner

4. not at all

5. you did not think about it

6. do not know

Intentions to Have Children

Reminder: the fertility section was not asked to male respondents aged 50 or older who do not have a partner (except the question about adoption)

Comment: This subsection was also asked to pregnant respondents pregnant (or whose partner is pregnant for men).

618. Do you intend to have a/another child during the next three years?

1. definitely not
2. probably not
3. probably yes
4. definitely yes

619. Do you intend to adopt a child or apply for adoption or take a foster child during the next three years **(or do you have an on-going application)**?

1. definitely not
2. probably not
3. probably yes
4. definitely yes

Interviewer check: Did R answer 3 or 4 to either of the previous two questions?

yes → go to 621

no → continue ↓

~~620. Supposing you do not have a/another child during the next three years, do you intend to have any (more) children at all?~~

- ~~1. definitely not → **go to 701**~~
- ~~2. probably not → **go to 622**~~
- ~~3. probably yes → continue with 621~~
- ~~4. definitely yes → continue with 621~~

621. Would you prefer your first/next child to be a boy or a girl?

1. boy
2. girl
3. it does not matter

622. How many (more) children in total do you intend to have?

_____ children

Go to 701

Note: Only pregnant women, and men with a pregnant partner arrive at the next question.

623. Not counting your current pregnancy, how many more children in total do you intend to have?

_____ children

Go to 701

624. Do you intend to adopt a child or apply for adoption or take a foster child during the next three years **(or do you have an on-going application)**?

1. definitely not
2. probably not
3. probably yes
4. definitely yes

7. HEALTH AND WELL-BEING

Health in General

701. How is your health in general?

1. very good
2. good
3. fair
4. bad
5. very bad

Interviewer Check:

Is the R older than 53 years?

yes → continue

no → Go to 710

702. a. Do you have any long-standing illness or chronic condition?

1. yes ↓
2. no → ***go to 703***

b. How long have you had this long-standing illness or chronic condition?

1. less than 6 months
2. 6 months to one year
3. 1 year to 3 years
4. 3 years or more

703. a. Are you limited in your ability to carry out normal everyday activities, because of a physical or mental health problem or a disability?

1. yes ↓
2. no → ***go to 704***

b. Since how long?

1. less than 6 months
2. 6 months to one year
3. 1 year to 3 years
4. 3 years or more

Personal Care

704. Do you need regular help with personal care such as eating, getting up, dressing, bathing, or using toilets?

1. yes ↓
2. no → ***go to 710***

705. Over the last 12 months, have you received regular help with personal care from professional persons from the public sector or from a private organisation?

Answers 1 and 2 may both apply.

1. yes, from the public sector
2. yes, from a private organisation
3. yes, but do not know type of organisation
4. no

706. Over the last 12 months, have you (also) received such help from other people for whom providing such care is not a job?

1. yes ↓

2. no → **go to 710**

		Persons who helped R				
		1	2	3	4	5
707. From whom did you get this help? Record up to 5-3 persons in this row. Code using the List of Providers and Receivers. Ask 708 and 709 about all mentioned persons.	List of Providers and Receivers (Item 19 not proposed)					
708. Did this person live in the same household with you at that time?	1 – yes 2 – no					
709. Was [person, i.e. your partner, your father] paid for the help?	1 – yes 2 – no					

710. Over the last 12 months, have you given people regular help with personal care such as eating, getting up, dressing, bathing, or using toilets? Do not include the care you may have given to small children.

Comment: do not take account of care for respondent's children or grandchildren except if they are disabled

If it is R's job to help people with personal care, consider only the help outside his/her job.

1. yes ↓

2. no → **go to 713**

		Persons who received help from R				
		1	2	3	4	5
711. Whom have you helped? Record up to 5-3 persons in this row. Code using the List of Providers and Receivers. Ask 712 about all mentioned persons.	List of Providers and Receivers (Item 19 not proposed)					
712. Did you and this person live in the same household at that time?	1 – yes 2 – no					

Emotional Support

713. Over the last 12 months, have you talked to anyone about your personal experiences and feelings?

1. yes ↓

2. no → **go to 716**

		Persons to whom R has talked				
		1	2	3	4	5
714. Whom have you talked to? Record up to 5 persons in this row. Code using the List of Providers and Receivers. Ask 715 about all mentioned persons.	List of Providers and Receivers (Item 19 not proposed)					
715. Did you and this person live in the same household at that time?	1 – yes 2 – no					

716. Over the last 12 months, has anyone talked to you about his/her personal experiences and feelings?

If it is R's job to listen to other people's problems, consider only the help outside his/her job.

1. yes ↓

2. no → go to 719

		Persons who have talked to R				
		1	2	3	4	5
717. Who was it? Record up to 5 persons in this row. Code using the List of Providers and Receivers. Ask 718 about all mentioned persons.	List of Providers and Receivers (Item 19 not proposed)					
718. Did you and this person live in the same household at that time?	1—yes 2—no					

Well-Being

Comment: Indicators filled out by the interviewer

At this moment of the interview, is the respondent in the presence of other people ?

1. yes

2. No

If the answer = 1 : Indicate the person(s) currently present : (3 possible answers)

1. Partner
2. children, step-children, Grand-children
3. Parents or parents in law
4. Brother and/or sister
5. Friends
6. Do not know

719. I am going to read out six statements about your current experiences. Please indicate for each of them to what extent they have applied to you recently.

Show Card 719.

	yes	more or less	no
a. There are plenty of people that I can lean on in case of trouble	1	2	3
b. I experience a general sense of emptiness	1	2	3
c. I miss having people around	1	2	3
d. There are many people that I can count on completely	1	2	3
e. Often, I feel rejected	1	2	3
f. There are enough people that I feel close to	1	2	3

720. Please tell me how frequently did you experience the next items during the previous week.

Show Card 720.

During the past week...	seldom or never	some- times	often	most or all of the time
a. I felt that I could not shake off the blues even with help from my family or friends	1	2	3	4
b. I felt depressed	1	2	3	4
c. I thought my life had been a failure	1	2	3	4
d. I felt fearful	1	2	3	4
e. I felt lonely	1	2	3	4
f. I had crying spells	1	2	3	4
g. I felt sad	1	2	3	4

8. ACTIVITY AND EDUCATION HISTORY

Now, we are going to talk about your work and studies since your 16th birthday. We are only interested in activities that lasted at least 3 months. Please choose from the activities on the card. If more than one activity applies to a certain period of time, for example, you were working and studying at the same time, please choose the activity in which you spent most time!

Which of the items on the card best describes what you were mainly doing at age 16?

		first status	spell 2	spell 3	spell 4	spell 5	spell 6	spell 7	spell 8
801. Which of the items on the card best describes what you were mainly doing next?	Value from Card 104 <input type="text" value="1501 - maternity leave or parental leave"/>								
<input type="text" value="From which age to which age?"/>									
802. When did this period of [activity] start?		month ... year ...	<input type="text" value=""/> <input type="text" value=""/>	<input type="text" value=""/> <input type="text" value=""/>	<input type="text" value=""/> <input type="text" value=""/>	<input type="text" value=""/> <input type="text" value=""/>	<input type="text" value=""/> <input type="text" value=""/>	<input type="text" value=""/> <input type="text" value=""/>	<input type="text" value=""/> <input type="text" value=""/>
803. When did this period of [activity] end? <i>If currently exist, code actual date!</i>		month ... year ...	<input type="text" value=""/> <input type="text" value=""/>	<input type="text" value=""/> <input type="text" value=""/>	<input type="text" value=""/> <input type="text" value=""/>	<input type="text" value=""/> <input type="text" value=""/>	<input type="text" value=""/> <input type="text" value=""/>	<input type="text" value=""/> <input type="text" value=""/>	<input type="text" value=""/> <input type="text" value=""/>
Interviewer Check:- <i>If R was employed (see 801, code 2-5) go to 805;</i> <i>if R was student (see 801, code 1) continue 804;</i> - Other status: go to next spell (801)! - If you have reached the time of the interview, go to Erreur ! Source du renvoi introuvable. !									

		first status	spell 2	spell 3	spell 4	spell 5	spell 6	spell 7	spell 8
804. Which type of diploma or degree did you receive with these studies (highest degree)?	Value from Card 112[Country-specific list to be compatible with ISCED] <input type="checkbox"/> 1501. 0 - isced97 <input type="checkbox"/> 1502. 1-2 - isced97 <input type="checkbox"/> 1503. 3A - isced97 <input type="checkbox"/> 1504. 3B - isced97 <input type="checkbox"/> 1505. 3C - isced97 <input type="checkbox"/> 1506. 5A-6 - isced97 <input type="checkbox"/> 1507. 5B - isced97								
Interviewer: go to 801 on the next spell!									
805. Was it full time or part time?	1 – full time during the whole period → go to 801 2 – part-time during the whole period → go to 801 3 – both (it has changed meanwhile) → continue								
Please list the periods when you were working part-time. [The interviewer should read this to R, so it is a question, not an interviewer instruction, and should be formatted accordingly.]									

		first status	spell 2	spell 3	spell 4	spell 5	spell 6	spell 7	spell 8
806. When did the first/next period of part time work start?	month ... year ...	 	 	 	 	 	 	 	
807. When did this period of part time work end?	month ... year ...	 	 	 	 	 	 	 	
808. <i>(If there were more subsequent periods:)</i> When did the last period of part time work start?	month ... year ...	 	 	 	 	 	 	 	
809. <i>(If there were more subsequent periods:)</i> When did the last period of part time work end?	month ... year ...	 	 	 	 	 	 	 	

Interviewer: go to 801 on the next spell. After reaching the time of the interview, go to

Interviewer Check: If R declared only one spell, and the code for this spell is 01 (studies) then go to next section!

810. Have you been studying while you were performing your main activity?

1. Yes
2. No → **go to Interviewer Check before 815**

Now I would like to talk about these periods of studying, starting with the first one if there has been several periods.

		1	2	3	4	5	6	7	8
--	--	---	---	---	---	---	---	---	---

		1	2	3	4	5	6	7	8
811. When did the first/next period start?	month ... year ...	 	 	 	 	 	 	 	
812. When did it end?	month ... year ...	 	 	 	 	 	 	 	
813. Which type of diploma or degree did you receive with these studies?	<p>Value from Card 112 [Country-specific list to be compatible with ISCED]</p> <p>1501. 0 - isced97</p> <p>1502. 1-2 - isced97</p> <p>1503. 3A - isced97</p> <p>1504. 3B - isced97</p> <p>1505. 3C - isced97</p> <p>1506. 5A-6 - isced97</p> <p>1507. 5B - isced97</p>								

814. After that, have you been studying while you were performing your main activity?

1. yes → **go to 811 on the next period** ↑
2. no → continue with interviewer check before 815

Interviewer Check:

Please check does the R currently study?

yes → go to 901

no → continue ↓

If the respondent is younger than 55

815. Do you intend to start / resume your education within the next three years?

Comment: this question was asked in the Household section, education subsection

1. definitely not
2. probably not
3. probably yes
4. definitely yes

9. RESPONDENT'S PRESENT ACTIVITY AND INCOME

[Comment: In this part, separate parallel sections are printed for Rs at different activity status.]

901. Now I would like to ask you some questions about your present work and daily activities.

Interviewer Instruction: Look up the answer to 104, code it below, and follow the corresponding route to further questions.

- | | | |
|-----|---|-------------------------|
| 1. | student, in school, in vocational training | → go to 910 |
| 2. | employed | → go to text before 929 |
| 3. | self-employed | → go to text before 929 |
| 4. | helping family member in a family business or a farm | → go to text before 929 |
| 5. | unemployed (registered or not at ANPE – National Agency for Employment) | → go to 907 |
| 6. | retired (including retired from business and early retirement) | → go to 913 |
| 7. | in military service or social service | → go to 922 |
| 8. | homemaker | → go to 919 |
| 9. | maternity leave, | → go to 903 |
| 10. | parental leave, care leave | → continue with 902 |
| 11. | ill or disabled for a long time or permanently | → go to 917 |
| 12. | other | → go to 927 |
| | 1501 - In apprenticeship or paid training | → go to text before 929 |

Questions to Those on Maternity, Parental or Childcare Leave

902. Are you on parental leave or on childcare leave?

1. ~~on parental leave~~
2. ~~on childcare leave~~

1501. on maternity leave

1502. on paternity leave

1503. on full-time parental leave

Can you remind me when your maternity/parental leave started?

Indicate month

Indicate year

When is the leave supposed to end?

Indicate month

Indicate year

903. How satisfied are you with being on maternity/parental/childcare leave? Please use this card and tell me the value on the scale.

Show Card 120: Satisfaction Scale.

Value from Satisfaction Scale: _____

[Comment: 904a and b are meant to be used interchangeably. Version a is to be used in countries where there are no legal provisions for a part-time leave. Version b is to be used in countries where such provisions exist.]

904. a. Did you do any paid work in the 7 days ending last Sunday, either as an employee or self-employed?

1. yes
2. no

b. Is your leave full-time or part-time?

1. full-time
2. part-time

If the partner was working before his/her leave.

905. Do you have the opportunity to resume your work after your maternity/parental/childcare leave has ended?

1. yes ↓

2. no ↓

906. a. Do you intend to resume your work after your leave has ended?

1. definitely not
2. probably not
3. probably yes
4. definitely yes

b. Would you like to resume your work after your leave has ended?

- 1 – yes
- 2 – no
- 3 – not sure

Go to text before 929

Go to text before 929

Questions to the Unemployed

907. **(We can be more or less satisfied or our situation, yourself...)** How satisfied are you with being unemployed? Please use this card and tell me the value on the scale.

Show Card 120: Satisfaction Scale.

Value from Satisfaction Scale: _____

908. Do you intend to take a job or start a business within the next three years?

1. definitely not
2. probably not
3. probably yes
4. definitely yes

909. Did you have a job or business directly before you became unemployed?

1. yes → **go to text before 924**
2. no → **go to 927**

Questions to Students

910. How satisfied are you with being student, studying at school or in vocational training? Please use this card and tell me the value on the scale.

Show Card 120: Satisfaction Scale.

Value from Satisfaction Scale: _____

911. Do you intend to finish education within the next three years?

1. definitely not
2. probably not
3. probably yes
4. definitely yes

~~912. Did you have a job or business directly before you started this education or training?~~

- ~~1. yes → **go to text before 924**~~
- ~~2. no → **go to 927**~~

Questions to the Retired

913. How satisfied are you with being retired? Please use this card and tell me the value on the scale.

Show Card 120: Satisfaction Scale.

Value from Satisfaction Scale: _____

914. Do you intend to take a job or start a business within the next three years?

1. definitely not
2. probably not
3. probably yes
4. definitely yes

915. When did you retire?

1. in 20xx {year of first wave} or thereafter → continue!
2. before 20xx {year of first wave} → **go to 927**

~~916. Did you have a job or business directly before you retired?~~

- ~~1. yes → **go to text before 924** 2. no → **go to 927**~~

Questions to those who are ill or permanently disabled

917. Do you intend to take a job or start a business within the next three years?

1. definitely not
2. probably not
3. probably yes
4. definitely yes

~~918. Did you have a job or business directly before your illness or handicap appeared?~~

- ~~1. yes → **go to text before 924** 2. no → **go to 927**~~

Questions to Homemakers

919. How satisfied are you with being homemaker? Please use this card and tell me the value on the scale.

Show Card 120: Satisfaction Scale.

Value from Satisfaction Scale: _____

920. Do you intend to take a job or start a business within the next three years?

1. definitely not
2. probably not
3. probably yes
4. definitely yes

~~921. Did you have a job or business directly before you became a homemaker?~~

- ~~1. yes → **go to text before 924** 2. no → **go to 927**~~

~~Questions to Those Who Are in Military Service or Social Service~~

~~922. Do you intend to take a job or start a business within the next three years?~~

- ~~1. definitely not
2. probably not
3. probably yes
4. definitely yes~~

~~923. Did you have a job or business directly before your military or social service started?~~

- ~~1. yes ↓ 2. no → **go to 927**~~

Previous Employment

I would now like to ask a few questions about your previous job or business. If you were engaged in two or more jobs or businesses, I would like you to tell me only about the one in which you spent most of your working hours.

924. What was your last occupation? Please describe the principal activity you performed.

(Code: ISCO)

925. Was this job or business ...

1. ~~work for an employer in paid employment~~
2. ~~self-employment~~
3. ~~farming~~
4. ~~work without payment in a family enterprise~~

1501. Central government employee

1502. Employee of local government, public housing or hospital services

1503. Employee of a company, an artisan, an association

1504. Employed by a private person

1505. Unpaid helping family member

1506. Business owner, employee, managing director, manager with minority holding, associate

1507. Self-employed

What was your job type?

1. Apprentice under contract
2. Temping agency placement
3. Paid work placement
4. Subsidized job
5. Other fixed-term, temporary or seasonal contract
6. Full-time open-ended contract, tenured civil servant
7. Part-time open-ended contract, tenured civil servant

What was your principal occupation ?

If employee of local government, public housing or hospital services: answer may be 1, 2, 3, 4, 6, or 8. If private sector employee : answer may be 1, 2, 3, 5, 7, 9 or 10

1. Manual worker
2. Semi-skilled or skilled worker, workshop technician
3. Technician
4. Category B civil public sector employee
5. Mid-level administrative, commercial or sales employee
6. Category A public sector employee
7. Engineer, senior manager (excluding managing directors and direct assistants)
8. Category C or D public sector employee
9. Clerical, service or sales worker
10. Managing director or direct assistant
99. Do not know

In your job, what was your main function?

1. Production, construction, operation
2. Installation, repair, maintenance
3. Caretaking, cleaning, upkeep
4. Handling, warehousing, logistics
5. Secretarial duties, typing, reception
6. Management, accounting
7. Sales, sales engineer
8. Research and development, methods
9. Teaching
10. Personal care
11. Other function

If the respondent was selfemployed or helped a family member: How many employees did you have?/ how many employees did the person you helped have?

1. None
2. Less than 10
3. 10 or more

**What was the activity of the enterprise that employed you or that you ran? /
What was the activity of the enterprise ran by the person you helped?**

For those who were farmers :

What was the size of your farm (in hectares .a.u.) ? What was the size of the farm run the person you helped (in hectares .a.u.) ?

In ha

If size < 5 ha : What was the exact size in ares ?

In ares.....

What type of farm was it?

1. Polyculture (cultivation of ploughed land)
2. Market gardening or horticulture
3. Vineyards or orchards
4. Herbivorous livestock (cattle, sheep,...)
5. Granivorous livestock (poultry, pigs,...)
6. Polyculture – livestock
7. Herbivorous and granivorous livestock
8. Other

For those who helped a family member: Did you do secretarial, sales or accounting work?

1. Yes
2. No

926. Why did you stop working in your previous job or business? Please indicate the main reason.

Show Card 926: Reason for Stopping Work.

1. laid off (business closure, redundancy, early retirement, dismissal etc.)
2. mandatory retirement
3. end of contract/temporary job
4. sale/closure of own or family business
5. marriage
6. child birth/need to look after children
7. need to look after old, sick, disabled person(s)
8. partner's/spouse's job required move to another place
9. studying
10. military or social service
11. own illness or disability
12. wanted to retire or to live off private means
13. other reason _____

~~Questions to Those Who Did Not Declare Working~~

~~927. Did you do any paid work in the 7 days ending last Sunday, either as an employee or self-employed?~~

~~1. yes ↓~~

~~2. no → go to 957~~

928. Is your work full-time or part-time?

1. full-time
2. part-time

Questions to Those Who Are Working

I would now like to ask a few questions about your current job or business. If you are engaged in two or more jobs or businesses, I would like you to tell me now only about the one in which you spend most of your working hours.

Are you?

1. Central government employee
2. Employee of local government, public housing or hospital services
3. Employee of a company, an artisan, an association
4. Employed by a private person
5. Unpaid helping family member
6. Business owner, employee, managing director, manager with minority holding, associate
7. Self-employed

929. What is your current occupation? Please describe the principal activity you perform.

(If the respondent helps a family member, which is the principal activity of the person you help?)

(Code: ISCO)

What is your job type?

1. Apprentice under contract
2. Temping agency placement
3. Paid work placement
4. Subsidized job
5. Other fixed-term, temporary or seasonal contract
6. Full-time open-ended contract, tenured civil servant
7. Part-time open-ended contract, tenured civil servant

What is your principal occupation ?

If employee of local government, public housing or hospital services: answer may be 1, 2, 3, 4, 6, or 8. If private sector employee : answer may be 1, 2, 3, 5, 7, 9 or 10

1. Manual worker
2. Semi-skilled or skilled worker, workshop technician
3. Technician
4. Category B civil public sector employee
5. Mid-level administrative, commercial or sales employee
6. Category A public sector employee
7. Engineer, senior manager (excluding managing directors and direct assistants)
8. Category C or D public sector employee
9. Clerical, service or sales worker
10. Managing director or direct assistant
99. Do not know

In your job, what is your main function?

1. Production, construction, operation
2. Installation, repair, maintenance
3. Caretaking, cleaning, upkeep
4. Handling, warehousing, logistics
5. Secretarial duties, typing, reception
6. Management, accounting
7. Sales, sales engineer
8. Research and development, methods
9. Teaching
10. Personal care
11. Other function

930. In what month and year did you start this job or business?

month |_|_| year |_|_|

Do you work full time or part time ?

1. Full time
2. Part time

If the answer=2 Why do you work part time ?

1. You are in part-time parental leave
2. You could not find a full time job
3. Your part time working is imposed by your employer
4. You are not in parental leave part time but you want to conciliate professional life and personal life
5. For medical reasons
6. To have more time for yourself
7. For another reason : specify
9. Do not know

931. How many hours per week do you normally work in this job or business including overtime?

_____ hours per week

932. Which of the following statements best describes where you work?

1. I usually work in one place away from home
2. I usually work at home
3. I usually work part of the week at home and part away from home
4. I usually work in a variety of places away from home

If the respondent does not work at home (932=1,2,4): How long does it take to go from your home to your work place ? (with the transport mean you use most frequently)

Number of hours
Number of minutes

933. When do you usually work at this job? Please choose your answer from the card.

Comment : French specificity, up to 4 answers (4 variables)

Show Card 933: Work Schedule.

Regularly:

1. during the daytime
2. in the evening
3. at night
4. early in the morning
5. over the weekend
6. the working hours change periodically
7. two or more working periods each working day

Irregularly:

8. work on call
9. irregular working times
10. some other arrangement of working time

934. Are you ...

1. a paid employee, → continue with 935
2. self-employed, → **go to 946**
3. in employment-related training or paid apprenticeship, or . → continue with 935
4. working without pay in a family enterprise → continue with 935

Questions to employees

935. How satisfied are you with your current job? Please use this card and tell me the value on the scale.

Show Card 120: Satisfaction Scale.

Value from Satisfaction Scale: _____

936. Do you supervise or co-ordinate the work of any personnel?

- 1. yes
- 2. no

937. Is your local unit of the business or organisation where you work composed mostly of men, women or equally composed?

- 1. mostly of men
- 2. mostly of women
- 3. about equally of men and women

938. Is the business or organisation where you work private, public or mixed?

- 1. Private **(including non-profitmaking organizations)**
- 2. public
- 3. mixed

939. Are you entitled to any of the following services or benefits that are either free or subsidised and are paid for by the business or organisation that you work for? [Comment: Country specific list]

	yes	no
a. child-minding or crèche	1	2
b. health care or medical insurance ...	1	2
c. education and training	1	2
d. housing	1	2

940. Does your employer allow regular flexible time arrangements for personal reasons, like for adapting to children's schedules?

- 1. yes
- 2. no

941. Is your current work contract, if you have any, a permanent contract, a fixed-term contract, or a temporary contract?

- 1. permanent
- 2. fixed-term
- 3. temporary
- 4. no written contract

942. Aside from working time or hours, which of the following would best describe the regularity or irregularity of your work?

- 1. continuous through much of the year
- 2. seasonal
- 3. intermittent
- 4. casual
- 5. other

943. And how satisfied are you with job security? Please use this card and tell me the value on the scale.

Show Card 120: Satisfaction Scale.

Value from Satisfaction Scale: _____

944. Do you intend to change company or start a business within the next three years?

1. definitely not
2. probably not
3. probably yes
4. definitely yes

945. Do you intend to give up paid work within the next three years?

1. definitely not
2. probably not
3. probably yes
4. definitely yes

Go to 951

Questions to the self-employed

946. How satisfied are you with your self-employment? Please use this card and tell me the value on the scale.

Show Card 120: Satisfaction Scale.

Value from Satisfaction Scale: _____

947. How many paid employees do you have, including family members who work for pay?

Comment: question also asked to respondents who help family members (how many paid employees does the person you help have?)

Number of employees _____

0 — no paid employees

1501 – none

1502 – less than 10

1503 – ten or more

What is the activity of the enterprise that employs you or that you run? / What is the activity of the enterprise run by the person you help?

For those who report being farmers :

What is the size of your farm (in hectares .a.u.) ? What is the size of the farm run the person you helped (in hectares .a.u.) ?

In ha

If size < 5 ha : What is the exact size in ares ?

In ares.....

What type of farm is it?

1. Polyculture (cultivation of ploughed land)
2. Market gardening or horticulture
3. Vineyards or orchards
4. Herbivorous livestock (cattle, sheep,...)
5. Granivorous livestock (poultry, pigs,...)
6. Polyculture – livestock
7. Herbivorous and granivorous livestock
8. Other

For those who report helping a family member: Do you do secretarial, sales or accounting work?

1. Yes
2. No

948. What are your expectations about the development of your business or farm within the next three years? Do you think your business or farm will ...

1. grow and expand
 2. keep going as it is today
 3. decline
 4. probably be given up
- 97 – do not know

949. Do you intend to start a new business or take a job during the next three years?

1. definitely not
2. probably not
3. probably yes
4. definitely yes

950. Do you intend to give up paid work during the next three years?

1. definitely not
2. probably not
3. probably yes
4. definitely yes

Questions to all those who are working

If the respondent is not in maternity or parental leave

951. How often has each of the following happened to you during the past three months?

Show Card 951.

	several times a week	several times a month	once or twice a month	never
a. I have come home from work too tired to do the chores that need to be done	1	2	3	4
<i>If more than one person in the household</i> b. It has been difficult for me to fulfil my family responsibilities because of the amount of time I spent on my job	1	2	3	4
c. I have arrived at work too tired to function well because of the household work I had done	1	2	3	4
d. I have found it difficult to concentrate at work because of my family responsibilities	1	2	3	4

Interviewer Check: *Is R older than 45 and not retired? See Household Grid*

yes → continue ↓

no → go to 953

If you would like to, would you have the legal possibility to retire within the next 3 years?

1. No, legally, you could not retire within 3 years
2. Yes, legally, you could not retire within 3 years
3. You do not know

If the respondent has the legal possibility to retire within the next three years (answer 2 or 3 to the previous question)

952. Do you intend to retire or take early retirement within the next three years?

1. definitely not
2. probably not
3. probably yes
4. definitely yes

1501 - Not concerned because they did not have the legal possibility to retire.

Additional Job or Business

953. Do you currently earn money from an additional job or business? This includes any kind of work like part-time work, odd jobs, homework, second jobs, part-time self-employment, running a small business, or part-time agriculture.

1. yes ↓

2. no → **go to 957**

In that job, are you?

1. Central government employee
2. Employee of local government, public housing or hospital services
3. Employee of a company, an artisan, an association
4. Employed by a private person
5. Unpaid helping family member
6. Business owner, employee, managing director, manager with minority holding, associate
7. Self-employed

954. What kind of activity is this?

(Code: ISCO)

955. How many hours per week do you normally work in your additional job or business including overtime?

_____ hours per week

956. Is this additional job or business ...

1. work for an employer in paid employment,
2. self-employment,
3. work without payment in a family enterprise,
4. work in employment-related training or paid apprenticeship,
5. odd jobs,
6. or another kind of work?

If the respondent is employed: In this job are you?

If employee of local government, public housing or hospital services: answer may be 1, 2, 3, 4, 6, or 8. If private sector employee : answer may be 1, 2, 3, 5, 7, 9 or 10

1. Manual worker
2. Semi-skilled or skilled worker, workshop technician
3. Technician
4. Category B civil public sector employee
5. Mid-level administrative, commercial or sales employee
6. Category A public sector employee
7. Engineer, senior manager (excluding managing directors and direct assistants)
8. Category C or D public sector employee
9. Clerical, service or sales worker
10. Managing director or direct assistant
99. Do not know

Income

**Here are some aspects of a job that people say are important. Please look at them and tell me which ones you personally think are important in a job?
Please choose up to three and mention them in the order of importance.**

Show Card 19: Aspects of a Job.

1. good pay
2. not too much pressure
3. good job security
4. a job respected by people in general
5. good working hours
6. an opportunity to use initiative
7. generous holidays
8. a job in which you feel you can achieve something
9. a responsible job
10. a job that is interesting
11. a job that meets one's abilities
99. does not know

<p>957. This list shows different types of income. Please tell me which of these types of income have you personally received during the last 12 months.</p> <p>Record all the received payment types in this row.</p>	<p>Show Card 957: Payment Type</p> <ol style="list-style-type: none"> 1. earnings from a main job or business (wages, salaries, bonuses, income from self-employment, including 13th month, paid holidays, overtime, wages of employees running their company, profit-sharing) 2. earnings from an additional job or business (wages, salaries, bonuses, income from self-employment, including 13th month, paid holidays, overtime, wages of employees running their company, profit-sharing) 3. retirement pension (or early retirement including supplementary pension) 4. widow's or survivor's or war benefit 5. disability allowance, incapacity or illness benefit 6. unemployment benefit or job seeker's allowance 7. social assistance payment 8. study benefits or a scholarship 9. maternity leave, parental leave or childcare leave benefit <p>1501 – alimony or compensatory allowance</p>									
<p>958. How many times have you received this {payment type} during the last 12 months?</p>	<p>Number of times</p>									
<p>959. What was the average net amount of this payment?</p> <p><u>For payment types 1 and 2:</u> If you are working with an employer, please include also earnings from any overtime you normally did. Please give me the net-amount, that is, the take-home pay.</p>	<p>Write in amount and go to 958 for the next payment type.</p> <p>97– do not know → continue with 960 98– refused → go to 958 for the next payment type</p>									

<p>960. Please look at this card and give me the approximate range of the amount you received each time from that [payment type].</p>	<p>Show Card 960: Income Range.</p> <p>1. 499 € or less 2. 500 to 999 € 3. 1,000 to 1,499 € 4. 1,500 to 1,999 € 5. 2,000 to 2,499 € 6. 2,500 to 2,999 € 7. 3,000 to 4,999 € (separated in 2 categories: 3000 to 3999€ and 4000 to 4999€) 8. 5,000 € or more 97 – do not know 98 – refused</p> <p>Go to 958 for the next payment type received.</p>									
---	--	--	--	--	--	--	--	--	--	--

10. PARTNER'S ACTIVITY AND INCOME

[Comment: In this part, separate parallel sections are printed for R's partners at different activity status.]

Interviewer Check: Does R have a co-resident partner? See Household Grid.

yes → continue



no



Does R have a non-resident partner? See 328

yes → continue

no → go to 1101



1001. a. Now I would like to ask you some questions about your partner's/spouse's present work and daily activities. Early in the interview you have told me that your partner/spouse is [answer to 109 in Household Grid or answer to 337]

Interviewer Instruction: Look up the answer to 109 or to 337, code it below, and follow the corresponding route to further questions.

1. student, in school, in vocational training → go to 1009
2. employed → go to text before 1021
3. self-employed → go to text before 1021
4. helping family member in a family business or a farm → go to text before 1021
5. unemployed (**registered or not at ANPE – National Agency for Employment**) → go to 1007
6. retired (**including retired from business and early retirement**) → go to 1011
7. in military service or social service → go to 1016
8. homemaker → go to 1014
9. maternity leave, → go to 1003
10. parental leave, care leave → continue with 1002
11. ill or disabled for a long time or permanently → go to 1013
12. other → go to 1020
13. 1501 - In apprenticeship or paid training → go to text before 1021

Questions to Those Whose Partner Is on Maternity, Parental or Childcare Leave

1002. Is your partner/spouse on parental leave or on childcare leave?

1. on parental leave
2. on childcare leave

1501. on maternity leave

1502. on paternity leave

1503. on full-time parental leave

1003. In what month and year did your partner/spouse start this leave?

month |__|_| year |__|_|

When is the leave supposed to end?

Indicate month

Indicate year

[Comment: 1004a and b are meant to be used interchangeably. Version a is to be used in countries where there are no legal provisions for a part-time leave. Version b is to be used in countries where such provisions exist.]

1004. a. Did your partner/spouse do any paid work in the 7 days ending last Sunday, either as an employee or self-employed?

1. yes

2. no

b. Is your partner's/spouse's leave full-time or part-time?

1. full-time

2. part-time

Before his leave, what was the situation of your partner ?

1. Working

2. In apprenticeship or paid training

3. Student, in school, in vocational training

4. Unemployed (registered or not at ANPE – National Agency for Employment)

5. Retired (including retired from business and early retirement)

6. Homemaker

7. Other situation (disabled person...)

If the partner was working before his/her leave (answer 1 or 2 to the previous question)

1005. Does your partner/spouse have the opportunity to resume work after his/her maternity/parental/childcare leave has ended?

1. yes ↓

2. no ↓

1006. a. Does your partner/spouse want to resume work after his/her leave has ended?

1. yes

2. no

3. partner is not sure

1501. No

1502. probably not

1503. probably yes

1504. yes

97- R does not know

1006. b. Would your partner/spouse like to resume work after his/her leave has ended?

1 - yes

2 - no

3 - partner is not sure

97- R does not know

Go to text before 1021

Questions to Those Whose Partner Is Unemployed

1007. In what month and year did he/she become unemployed?

month |__|__| year |__|__|

~~1008. Did your partner/spouse have a job or business directly before he/she became unemployed?~~

~~1. yes → go to text before 1017~~

~~2. no → go to 1020~~

Questions to Those Whose Partner Is a Student

1009. Since what month and year is your partner/spouse a student, in school, or in vocational training?

month |__|__| year |__|__|

~~1010. Did your partner/spouse have a job or business directly before he/she started this education or training?~~

~~1. yes → go to text before 1017~~

~~2. no → go to 1020~~

Questions to Those Whose Partner Is Retired

1011. In what month and year did your partner/spouse retire?

month |__|__| year |__|__|

1012. Did your partner/spouse have a job or business directly before he/she retired?

1. ~~yes~~ → ~~go to text before 1017~~

2. ~~no~~ → ~~go to 1020~~

Questions to Those Whose Partner Is ill or permanently disabled.

1013. Did your partner/spouse have a job or business directly before his/her illness or handicap appeared?

1. yes → go to text before 1017

2. no → go to 1020

Questions to Those Whose Partner Is a Homemaker

1014. Since what month and year is your partner/spouse a homemaker?

month |__|__| year |__|__|

1015. Did your partner/spouse have a job or business directly before he/she became a homemaker?

1. ~~yes~~ → ~~go to text before 1017~~

2. ~~no~~ → ~~go to 1020~~

~~Questions to Those Whose Partner Is in Military Service or Social Service~~

1016. Did your partner/spouse have a job or business directly before his/her military or social service started?

1. ~~yes~~ ↓

2. ~~no~~ → go to 1020

Partner's Previous Employment

I would now like to ask a few questions about your partner's/spouse's previous job or business. If he/she was engaged in two or more jobs or businesses, I would like you to tell me only about the one in which he/she spent most of his/her working hours.

1017. What was his/her last occupation? Please describe the principal activity he/she performed.

Comment: if the partner was inactive since Wave 1, the answer was retrieved from Wave 1.

(Code: ISCO)

1018. Was this job or business ...

1. ~~work for an employer in paid employment,~~

2. ~~self-employment,~~

3. ~~farming,~~

4. ~~or work without payment in a family enterprise?~~ _____

1501. Central government employee

1502. Employee of local government, public housing or hospital services

1503. Employee of a company, an artisan, an association

1504. Employed by a private person

1505. Unpaid helping family member

1506. Business owner, employee, managing director, manager with minority holding, associate

1507. Self-employed

If the partner was self-employed or helped a family member: How many people did your partner employ ? How many people did the person he/she helped employed ?

1. None
2. Less than 10
3. 10 or more
9. Does not know

If the partner was self-employed or helped a family member: What was the activity of the enterprise run by your partner? What was the activity of the enterprise run by the person he/she helped?

For those who report their partners being farmers : What was the size of your partner's farm (in hectares .a.u.) ? What was the size of the farm of the person he/she helped (in hectares .a.u.) ?

In ha

If size < 5 ha :What was the exact size in ares ?

In ares.....

For those who report their partners being farmers : What type of farm was it?

1. Polyculture (cultivation of ploughed land)
2. Market gardening or horticulture
3. Vineyards or orchards
4. Herbivorous livestock (cattle, sheep,...)
5. Granivorous livestock (poultry, pigs,...)
6. Polyculture – livestock
7. Herbivorous and granivorous livestock
8. Other

If the partner helped a family member: Did your partner do secretarial, sales or accounting work?

1. Yes
2. No

1019. Why did your partner/spouse stop working in his/her previous job or business? Please indicate the main reason.

Comment: if the partner was inactive since Wave 1, the answer was retrieved from Wave 1.

Card 1019: Reason for Partner Stopping Work

1. laid off (business closure, redundancy, early retirement, dismissal etc.)
2. end of contract/temporary job
3. mandatory retirement
4. sale/closure of own or family business
5. marriage
6. child birth/need to look after children
7. looking after old, sick, disabled person(s)
8. R's job required move to another place
9. studying
10. military or social service
11. own illness or disability
12. wanted to retire or to live off private means
13. other reason

1501. retirement anticipated imposed by the employer

Questions to Those Who Did Not Declare Partner Working

1020. Did your partner/spouse do any paid work in the 7 days ending last Sunday, either as an employee or self-employed?

1. ~~yes~~ ↓

2. ~~no~~ → go to 1036

Questions to Those Whose Partner Is Working

I would now like to ask a few questions about your partner's/spouse's current job or business. If he/she is engaged in two or more jobs or businesses, I would like you to tell me now only about the one in which he/she spends most of his/her working hours.

Your partner is?

1. Central government employee
2. Employee of local government, public housing or hospital services
3. Employee of a company, an artisan, an association
4. Employed by a private person
5. Unpaid helping family member
6. Business owner, employee, managing director, manager with minority holding, associate
7. Self-employed
97. do not know about partner's work

1021. What is your partner's/spouse's current occupation? Please describe the principal activity he/she performs.

(If the partner helps a family member, which is the principal activity of the person you help?)

(Code: ISCO)

97 – do not know about partner's work → **go to 1036**

***If the partner is employed:* What is your partner's type of job ?**

1. Apprentice under contract
2. Temping agency placement
3. Paid work placement
4. Subsidized job
5. Other fixed-term, temporary or seasonal contract
6. Full-time open-ended contract, tenured civil servant
7. Part-time open-ended contract, tenured civil servant

***If the partner is self-employed or helps a family member:* How many people does your partner employ ? How many people does the person he/she helps employ ?**

1. None
2. Less than 10
3. 10 or more
9. Does not know

***If the partner is self-employed or helps a family member:* What is the activity of the enterprise run by your partner? What is the activity of the enterprise run by the person he/she helps?**

***For those who report their partners being farmers:* What is the size of your partner's farm (in hectares .a.u.) ? What is the size of the farm of the person he/she helps (in hectares .a.u.) ?**

In ha

***If size < 5 ha:* What is the exact size in ares ?**

In ares.....

For those who report their partners being farmers: What type of farm is it?

1. Polyculture (cultivation of ploughed land)
2. Market gardening or horticulture
3. Vineyards or orchards
4. Herbivorous livestock (cattle, sheep,...)
5. Granivorous livestock (poultry, pigs,...)
6. Polyculture – livestock
7. Herbivorous and granivorous livestock
8. Other

If the partner helps a family member: Does your partner do secretarial, sales or accounting work?

1. Yes
2. No

1022. Is your partner's/spouse's work or business full-time or part-time?

1. full-time
2. part-time

If 1022 = 2: Why does he/she work part-time ?

1. He/she is in part-time parental leave
2. He/she could not find a full time job
3. His/her part time working is imposed by your employer
4. He/she is not in parental leave part time but you want to conciliate professional life and personal life
5. For medical reasons
6. To have more time for himself/herself
7. For another reason : specify
9. Do not know

1023. How many hours per week does your partner/spouse normally work in this job or business including overtime?

1024. Which of the following statements best describes where your partner/spouse works?

1. he/she usually works in one place away from home
2. he/she usually works at home
3. he/she usually works part of the week at home and part in one place away from home
4. he/she usually works in a variety of places

If 1024=3, 4 How long does it take your partner to get from your house to the place he work (by the means of transport you use most often) ?

Number of hours
Number of minutes

1025. When does your partner/spouse usually work at this job? Please choose your answer from the card.

Comment : French specificity, up to 4 answers (4 variables)

Show Card 933: Work Schedule.

Regularly:

1. during the daytime
2. in the evening
3. at night
4. early in the morning
5. over the weekend
6. the working hours change periodically
7. two or more working periods each working day irregularly:
8. work on call
9. irregular working times
10. some other arrangement of working time

1026. Is your partner/spouse ...

1. a paid employee, → continue with 1027
2. self-employed, → **go to 1031**
3. in employment-related training or paid apprenticeship, or . → continue with 1027
4. working without pay in a family enterprise → continue with 1027

Questions to those whose partner is an employee

1027. Does your partner/spouse supervise or co-ordinate the work of any personnel?

1. yes
2. no

1028. Is the business or organisation where your partner/spouse works private, public or mixed?

1. private (**including non-profitmaking organizations**)
2. public
3. mixed

1029. Is your partner/spouse entitled to any of the following services or benefits that are either free or subsidised and are paid for by the business or organisation that he/she works for?

	yes	no	do not know
a. child-minding or crèche	1	2	97
b. health care or medical insurance ...	1	2	97
c. education and training	1	2	97
d. housing	1	2	97

1030. Does your partner's/spouse's employer allow regular flexible time arrangements for personal reasons, like for adapting to children's schedules?

1. yes
2. no
- 97 – do not know

Go to 1032

Question to those whose partner is self-employed

1031. How many paid employees does your partner's/spouse's business have, including family members who work for pay?

Comment: question also asked to respondents whose partner helps family members (how many paid employees does the person you help have?)

Number of employees _____

0 — no paid employees

1501 – none

1502 – less than 10

1503 – ten or more

Partner's Additional Job or Business

1032. Does your partner/spouse currently earn money from an additional job or business? This includes any kind of work like part-time work, odd jobs, homework, second jobs, part-time self-employment, running a small business, or part-time agriculture.

1. yes ↓
2. no → **go to 1036**

In this additional job, is he / she...

1. Central government employee
2. Employee of local government, public housing or hospital services
3. Employee of a company, an artisan, an association
4. Employed by a private person
5. Unpaid helping family member
6. Business owner, employee, managing director, manager with minority holding, associate
7. Self-employed

1033. What kind of activity is this?

(Code: ISCO)

***If the partner is employed:* In your job he/she is:**

If employee of central or local government, public housing or hospital services : answer may be 1, 2, 3, 4, 6 or 8

If private-sector employee : answer may be 1, 2, 3, 5, 7, 9 or 10

1. Manual worker
2. Semi-skilled or skilled worker, workshop technician
3. Technician
4. Category B civil public sector employee
5. Mid-level administrative, commercial or sales employee
6. Category A public sector employee
7. Engineer, senior manager (excluding managing directors and direct assistants)
8. Category C or D public sector employee
9. Clerical, service or sales worker
10. Managing director or direct assistant

1034. How many hours per week does your partner/spouse normally work in his/her additional job or business including overtime?

1035. Is this additional job or business ...

1. work for an employer in paid employment,
2. self-employment,
3. work without payment in a family enterprise,
4. work in employment-related training or paid apprenticeship,
5. odd jobs,
6. or another kind of work?

Partner's Income

		1	2	3	4	5	6	7	8	9
--	--	---	---	---	---	---	---	---	---	---

		1	2	3	4	5	6	7	8	9
<p>1036. This list shows different types of income. Please tell me which of these types of income has your partner/spouse personally received during the last 12 months.</p> <p>Record all the received payment types in this row.</p>	<p>Show Card 957: Payment Type</p> <p>1. earnings from a main job or business (wages, salaries, bonuses, income from self-employment, including 13th month, paid holidays, overtime, wages of employees running their company, profit-sharing)</p> <p>2. earnings from an additional job or business (wages, salaries, bonuses, income from self-employment, including 13th month, paid holidays, overtime, wages of employees running their company, profit-sharing)</p> <p>3. retirement pension (or early retirement including supplementary pension)</p> <p>4. widow's or survivor's or war benefit</p> <p>5. disability allowance, incapacity or illness benefit</p> <p>6. unemployment benefit or job seeker's allowance</p> <p>7. social assistance payment</p> <p>8. study benefits or a scholarship</p> <p>9. maternity leave, parental leave or childcare leave benefit</p> <p><u>1501 – alimony or compensatory allowance</u></p>									
<p>1037. How many times has your partner/spouse received this [payment type] during the last 12 months?</p>	<p>Number of times</p>									
<p>1038. What was the average net amount of this payment?</p> <p><u>For payment types 1 and 2:</u> If your partner/spouse is working with an employer, please include also earnings from any overtime he/she normally did. Please give me the net-amount, that is, the take-home pay.</p>	<p>Write in amount and go to 1037 for the next payment type.</p> <p>97– do not know → continue with 1039</p> <p>98– refused → go to 1037 for the next payment type</p>									

		1	2	3	4	5	6	7	8	9
1039. Please look at this card and give me the approximate range of the amount your partner/spouse received each time from that [payment type].	<p>Show Card 960: Income Range.</p> <p>1. 499 € or less 2. 500 to 999 € 3. 1,000 to 1,499 € 4. 1,500 to 1,999 € 5. 2,000 to 2,499 € 6. 2,500 to 2,999 € 7. 3,000 to 4,999 € (separated in 2 categories: 3000 to 3999€ and 4000 to 4999€) 8. 5,000 € or more 97 – do not know, cannot say 98 – refused</p> <p>Go to 1037 for the next payment type received.</p>									

11. HOUSEHOLD POSSESSIONS, INCOME AND TRANSFERS

Household Possessions and Economic Deprivation

1101. In the following I would like to talk with you about the financial situation of your household – about the things your household possesses and can afford as well as the income and transfers your household receives.

Show Card 1101.

Please look at this list. For each item, please indicate whether or not your household possesses it. It does not matter whether the item is owned, rented, or otherwise provided for your use. If you do not have an item, please indicate whether you ... would like to have it but cannot afford it, or do not have it for other reasons, e.g. you don't want or need it.

	yes	would like but cannot afford	do not have for other reasons
a. colour TV	1	2	3
b. video recorder or DVD player	1	2	3
c. washing machine	1	2	3
d. microwave	1	2	3
e. home computer	1	2	3
f. dishwasher	1	2	3
g. telephone (whether fixed or mobile)	1	2	3
h. a car or a van available for private use	1	2	3
<i>If 1101.h=1</i>			
i. a second car	1	2	3
j. a second home (e.g. for vacation)	1	2	3

1102. ~~A household may have different sources of income and more than one household member may contribute to it.~~ Thinking of your household's total monthly income, is your household able to make ends meet ...

1. with great difficulty
2. with difficulty
3. with some difficulty
4. fairly easily
5. easily
6. very easily

If 1102=1,2,3

1103. There are some things many people cannot afford even if they would like them. Can I just check whether your household can afford these, supposing you wanted them?

	yes	no
a. keeping your home adequately warm	1	2
b. paying for a week's annual holiday away from home	1	2
c. replacing any worn-out furniture	1	2
d. buying new, rather than second-hand clothes	1	2
e. eating meat, chicken or fish every second day	1	2
f. having friends or family for a drink or meal at least once a month	1	2

1104. Has your household been in arrears at any time during the past 12 months, that is, unable to pay as scheduled any of the following?

	yes	no
a. rent for accommodation	1	2
b. mortgage payments	1	2
c. utility bills, such as for electricity, water, gas	1	2
d. purchase instalments or other loan repayments	1	2

Total Household Income

1108. If you add up the income from all sources received during the last 12 months, what is your household's total net income from all members including yourself? Please state the net income, which means after deductions for taxes and social security.

Write in.

If R gave the answer per month, probe:

Does this sum describe the average income of your household over the last 12 months? [If not] Please tell me the average value over the last 12 months.

_____ per M Y → **go to 1110**
97— do not know, cannot say → continue with 1109
98— refused → **go to 1110**

1109. Please look at this card and give me the approximate range of the net monthly income of your household. (Including all types of incomes -wages, alimony, retirement pension, social assistance payments, allowances, and other pensions- for all household members).

Show Card 960: Income Range.

1. 499 € or less
2. 500 to 999 €
3. 1,000 to 1,499 €
4. 1,500 to 1,999 €
5. 2,000 to 2,499 €
6. 2,500 to 2,999 €
7. 3,000 to 4,999 € (separated in 2 categories: 3000 to 3999€ and 4000 to 4999€)
8. 5,000 € or more
- 97— do not know, cannot say
- 98— refused

Regarding income, according to you, does the fact to have had children give the right to some advantages at the time of retiring, for men?

(For example, by rising the pension amount, giving the possibility to retire earlier or providing additional years of contribution)

1. No
2. Yes, from the first child
3. Yes, but only from the second child
4. Yes, but only from the third child

And for women? (according to you, does the fact to have had children give the right to some advantages at the time of retiring

(For example, by rising the pension amount, giving the possibility to retire earlier or providing additional years of contribution)

1. No
2. Yes, from the first child
3. Yes, but only from the second child
4. Yes, but only from the third child

Monetary Transfers

1110. During the last 12 months, have you or your partner/spouse received for one time, occasionally, or regularly money, assets, or goods of substantive value from a person outside the household? Please think also about land and property or inheritance that was transferred to you or your partner/spouse during this time.

1. yes ↓

2. no → **go to 1114**

	Persons who gave R or partner money, goods, and/or assets					
		1	2	3	4	5
<p>1111. Who has given you that?</p> <p>Record up to 5 persons in this row. Code using the List of Providers and Receivers.</p> <p>Ask 1012-1113 about each mentioned person.</p> <p><i>Comment: If we deal with inheritance, record the person deceased from who the inheritance came from.</i></p>	List of Providers and Receivers (item 19 not proposed)					
1112. Was it a one-time, occasional or a regular transfer?	1 – one-time 2 – occasional 3 – regular					
1113. What was the total cash value of the money, assets, or goods that you or your partner/spouse received from this person within the last 12 months?						

Go to 1111 to the next person. If no more person continue ↓

1114. During the last 12 months, have you or your partner/spouse given for one time, occasionally, or regularly money, assets, or goods of substantive value to a person outside the household? Please think also about land and property you or your partner/spouse transferred during this time.

(do not take account of gifts to charities)

1. yes ↓

2. no → **go to 1201**

	Persons to whom R or partner gave money, goods and/or assets					
		1	2	3	4	5
<p>1115. To whom have you given that?</p> <p>Record up to 5 persons in this row. Code using the List of Providers and Receivers.</p> <p>Ask 1116-1117 about each mentioned person.</p>	List of Providers and Receivers (item 19 not proposed)					
1116. Was it a one-time, occasional or a regular transfer?	1 – one-time 2 – occasional 3 – regular					
1117. What was the total cash value of the money, assets, or goods that you or your partner/spouse gave to this person within the last 12 months?						

Go to 1115 to the next person. If no more person continue ↓

12. VALUE ORIENTATIONS AND ATTITUDES

(We are arriving now at the end of our interview, to end up..) Now, I would like to ask your views and attitudes towards several domains of life.

I am going to read out some statements about religious ceremonies and I would like you to tell me to what extent do you agree or disagree with each one.

- It is important for an infant to be registered in the appropriate religious ceremony
 - It is important for people who marry in registry offices to have a religious wedding too
 - It is important for a funeral to include a religious ceremony
1. strongly agree
 2. agree
 3. neither agree nor disagree
 4. disagree
 2. strongly disagree

1201. People sometimes talk about what the aims of this country should be for the next 10 years. On this card are listed some of the goals which different people would give top priority. Would you please say which one of these you, yourself, consider the most important?

Show Card 1201 and code one answer only under first choice.

And which would be the next most important?

Code one answer only under second choice.

a. first choice	b. second choice	Card 1201
1	1	a stable economy
2	2	progress toward a less impersonal and more human society
3	3	progress toward a society in which ideas count more than money
4	4	the fight against crime

1202. Generally speaking, would you say that most people can be trusted or that you need to be very careful in dealing with people?

1. — most people can be trusted
2. — need to be very careful

1203. Do you think most people would try to take advantage of you if they got a chance, or would they try to be fair?

1. — would take advantage
2. — would try to be fair

1204. To what extent do you agree or disagree with each of the following statements?

Show Card 1204: Agreement Scale.

	strongly agree	agree	neither agree nor disagree	disagree	strongly disagree
a. Marriage is an outdated institution	1	2	3	4	5
b. It is all right for an unmarried couple to live together even if they have no interest in marriage	1	2	3	4	5
c. Marriage is a lifetime relationship and should never be ended	1	2	3	4	5
d. It is all right for a couple with an unhappy marriage to get a divorce even if they have children	1	2	3	4	5
e. A woman has to have children in order to be fulfilled	1	2	3	4	5
f. A man has to have children in order to be fulfilled	1	2	3	4	5
g. A child needs a home with both a father and a mother to grow up happily	1	2	3	4	5
h. A woman can have (and bring up) a child as a single parent even if she doesn't want to have a stable relationship with a man	1	2	3	4	5
i. When children turn about 18–20 years old they should start to live independently (if they can afford it)	1	2	3	4	5
j. Homosexual couples should have the same rights as heterosexual couples do	1	2	3	4	5

1205. Here is a list of qualities that children can acquire. Which, if any, do you consider to be especially important? Please choose up to three and mention them in the order of importance.

Show Card 1205: Qualities of Children.

- | | |
|---|------------------------------------|
| 1. good manners | 7. thrift, saving money and things |
| 2. independence | 8. determination, perseverance |
| 3. hard work | 9. religious faith |
| 4. feeling of responsibility | 10. unselfishness |
| 5. imagination | 11. obedience |
| 6. tolerance and respect for other people | |

Most important quality _____

Second most important quality _____

Third most important quality _____

1206. Here are some aspects of a job that people say are important. Please look at them and tell me which ones you personally think are important in a job? Please choose up to three and mention them in the order of importance.

Comment: question asked in section 9

Show Card 1206: Aspects of a Job.

- | | |
|---|--|
| 1. good pay | 7. generous holidays |
| 2. not too much pressure | 8. a job in which you feel you can achieve something |
| 3. good job security | 9. a responsible job |
| 4. a job respected by people in general | 10. a job that is interesting |
| 5. good working hours | 11. a job that meets one's abilities |
| 6. an opportunity to use initiative | |

Most important aspect _____

Second most important aspect _____

Third most important aspect _____

1207. There are widely varying views on how we should care for people in our society. Please indicate for each of the topics mentioned whether you think (your own opinion) it is mainly the task for society, the family or for both. **(supposing the family has this possibility)**

Show Card 1207

	mainly a task for society	more a task for society than for the family	a task equally for both society and the family	more a task for the family than for society	mainly a task for the family
a. Care for older persons in need of care at their home	1	2	3	4	5
b. Care for pre-school children	1	2	3	4	5
c. Care for schoolchildren during after-school hours	1	2	3	4	5
d. Financial support for older people who live below subsistence level	1	2	3	4	5
e. Financial support for younger people with children who live below subsistence level	1	2	3	4	5

1208. **(I will read now a list of statements which describe what we can sometimes see in various domains)** To what extent do you agree or disagree with each of the following statements?

Show Card 1204: Agreement Scale.

	strongly agree	agree	neither agree nor disagree	disagree	strongly disagree
a. Grandparents should look after their grandchildren if the parents of these grandchildren are unable to do so	1	2	3	4	5
b. Parents ought to provide financial help for their adult children when the children are having financial difficulties	1	2	3	4	5
c. If their adult children were in need, parents should adjust their own lives in order to help them	1	2	3	4	5

1209. I am going to read out some statements about who should take care of an elderly parent. I would like you to say to what extent you agree or disagree with them, choosing your answer from the card.

Show Card 1204: Agreement Scale.

	strongly agree	agree	neither agree nor disagree	disagree	strongly disagree
a. Children should take responsibility for caring for their parents when parents are in need	1	2	3	4	5
b. Children should adjust their working lives to the needs of their parents	1	2	3	4	5
c. When parents are in need, daughters should take more caring responsibility than sons	1	2	3	4	5
d. Children ought to provide financial help for their parents when their parents are having financial difficulties	1	2	3	4	5
e. Children should have their parents to live with them when parents can no longer look after themselves	1	2	3	4	5

1210. To what extent do you agree with the following statements?

Show Card 1204: Agreement Scale.

	strongly agree	agree	neither agree nor disagree	disagree	strongly disagree
a. In a couple it is better for the man to be older than the woman	1	2	3	4	5
b. If a woman earns more than her partner, it is not good for the relationship	1	2	3	4	5
c. On the whole, men make better political leaders than women do	1	2	3	4	5
d. Women should be able to decide how to spend the money they earn without having to ask their partner's permission	1	2	3	4	5
e. Looking after the home or family is just as fulfilling as working for pay	1	2	3	4	5
f. A pre-school child is likely to suffer if his/her mother works	1	2	3	4	5
g. Children often suffer because their fathers concentrate too much on their work	1	2	3	4	5
h. If parents divorce it is better for the child to stay with the mother than with the father	1	2	3	4	5

1211. To what extent do you agree or disagree with the following statements?

Show Card 1204: Agreement Scale.

	strongly agree	agree	neither agree nor disagree	disagree	strongly disagree
a. When jobs are scarce, men should have more right to a job than women	1	2	3	4	5
b. When jobs are scarce, younger people should have more right to a job than older people	1	2	3	4	5
c. When jobs are scarce, people with children should have more right to a job than childless people	1	2	3	4	5

1212. a. That's all the questions I have. Thank you very much for your time and patience. You have been a great help. One of the things we are most interested in is how things might change over time, and so we will come back to interview you again. In case you happen to move, is there someone else we could contact who would help us find you?

Name of contact: _____

Relationship to respondent: _____

Telephone number: _____

Interviewer, tick mark here ___ ONLY if respondent says that he/she does not want to be re-contacted.

13. INTERVIEWER OBSERVATIONS

Interviewer Instruction: Fill in the following answers without asking.

1301. Interview ended at _____ on _____

1302. Type of dwelling

1. ~~_____ a detached house~~
2. ~~_____ a semi-detached house~~
3. ~~_____ an attached row house~~
4. ~~_____ an apartment/room in a building of less than 4 floors and no elevator~~
5. ~~_____ an apartment/room in a building of less than 4 floors and with elevator~~
6. ~~_____ an apartment/room in a building with 4 floors or more and no elevator~~
7. ~~_____ an apartment/room in a building with 4 floors or more and with elevator~~
8. ~~_____ a dwelling unit that specifically meets the needs of the elderly (service flat, semi-independent, sheltered accommodation)~~
9. _____ a farm
10. _____ an institution (home for the elderly, nursing home)
11. _____ other, specify ...

1303. Floor on which R lives

Interviewer Instruction: Fill in the Interviewer Report immediately after the interview.

14. INTERVIEWER REPORT

1401. Interruptions of the interview:

1. ~~at/after question No. for minutes~~
2. ~~at/after question No. for minutes~~
3. ~~at/after question No. for minutes~~
4. ~~at/after question No. for minutes~~
5. ~~at/after question No. for minutes~~

1402. a. Were any other people present during any part of this interview?

1. yes ↓
2. no → **go to 1403**

Comment: this question was asked several times in the beginning of some sections of the questionnaire.

b. Did any of these people seem to influence any of the answers given by the respondent?

- 1 ~~a great deal~~
- 2 ~~a fair amount~~
- 3 ~~a little~~
- 4 ~~not at all~~

c. In what way was the respondent influenced?

Specify at which questions (or entire parts of the questionnaire) and describe the way of influence:

- 1 ~~the person answered the question instead of R~~
- 2 ~~R was reluctant to answer~~
- 3 ~~children were asking for the attention of R~~
- 4 ~~other, specify ...~~

1403. All in all, how willing was the respondent to answer the questions?

not willing at all — 1 — 2 — 3 — 4 — 5 — 6 — 7 — 8 — 9 — 10 — very willing

1404. How would you judge the information the respondent gave?

not reliable at all — 1 — 2 — 3 — 4 — 5 — 6 — 7 — 8 — 9 — 10 — very reliable


1405. Would you say that the respondent answering to you was also interviewed in the previous wave 3 years ago?




1. ~~I'm convinced she/he was~~
2. ~~It is very likely she/he was~~
3. ~~I am not certain~~
4. ~~It is very likely she/he was not~~
5. ~~I am convinced she/he was not~~

V. Table summarizing the available variables (harmonized Wave-2 data)

Legend

NA = not available, this question was not asked in the French survey

 = question not asked in Wave 1, introduced only in Wave 2

Question# W2	Variable name W2	Variable labels	Availability W1	Availability and comments Wave 2
	bcountry	Country		
	brid	R identification number		
	bweight	weight		
	bmonth	Mnth of interview		
	byear	Yr of interview		
1. HOUSEHOLD				
Respondent check				
	bhg1	Order of hh member		
101	bhg4	Sex of respondent		Answer retrieved from Wave 1
102	bhg6	date of birth of respondent		Answer retrieved from Wave 1
103	bn103	Interviewed by {National Institute} in Wave 1		True for all interviewees
104	bhg8	Activity of respondent		Two additional items: "1501. In apprenticeship or paid training" "1502. employed or self employed" (instead of employed and self employed).
Other household members				
105	bhg3	Relation to R of hh member (except R)		One additional item: "1501. partner of a child of the respondent (son or daughter in-law)".
106	bhg2	Temporary away hh member	NA	NA
107	bhg4	Sex of hh member		
108a	bhg5	Age of hh member		Computed automatically from answer to 108b
108b	bhg6	date of birth of hh member		
109	bhg8	Activity of hh member (hh members >= 14)		Two additional items: "1501. In apprenticeship or paid training" "1502. employed or self employed" (instead of employed and self employed).
110	bhg7	date hh member (non-bio. child) first came to live with R		
111	bhg9	Disability of hh member		
Education, first paid job				
112	b148	Highest reached education level		Additional filter: if the respondent have studied during the three last years, otherwise the answer was retrieved from Wave 1. Seven specific items "1501. 0 - isced97" "1502. 1-2 - isced97" "1503. 3A - isced97" "1504. 3B - isced97" "1505. 3C - isced97" "1506. 5A-6 - isced97" "1507. 5B - isced97"
113	b149	Main subject of studies (see list of subjects)		Additional filter: If the respondent obtained at least one degree
114	b150	date of reaching this degree		Question specified: "When did you finish your studies?"
115	bn151	ever worked at least 6 consecutive months		NA
116	bn152	date of starting first paid work or business		NA
Dwelling unit				
117	b121	Yr starting living in current dwelling		
118	b119	Number of rooms		
119	b122	HH's ownership status towards the dwelling		One additional item: "1501. becoming an owner".
120	b145	Satisfaction with dwelling		
121	b146	Intention to move within the next 3 yrs		
122	b147	Distance of move		

2. CHILDREN

Childcare

201a	b201a	HH tasks with children		Additional filter: If a partner or an adult aged 16 or older is present in the household
201b	b201b	Which other person 1 to x in the household		NA
202	b202	Satisfaction child care task arrangements		
203a	b203a	Regular help with child care (institutional/paid arrangement)		Question specified : starts with "Except family and friends".
203b	b203b	Mention alternatives in childcare		Ten specific items "1501. Approved childminder" "1502. Childminder" "1503. Homecare" "1504. Kindergarten" "1505. Nursery school" "1506. Care centre before or after school" "1507. Drop-in childcare centre" "1508. Baby-sitter" "1509. Leisure centre" "1510. Other organisation".
203c	b203c	Freq. child care:		
203c	b203cu	Time unit freq. child care:		
204a	b204a	Regular help with child care (for whom caring for children is not a job)		Question specified: "regular and free help "
204b	b204b	Person from whom help is received		Item 19 not proposed.
204c	b204c	Freq. help with child care from person		Two additional items: "1501. Only during the holidays" "1502. does not need to be taken care of (too old)"
204c	b204cu	Time unit freq. of help with child care from person		
205	b205	Personal costs for child care		Costs were asked for each childcare arrangement. All cost were added to obtain total amount paid for childcare.
205	b205u	Time unit of personal costs for child care		
206a	b208a	Regular help with childcare given to other in the last 12 mnth		Question specified: "other people (children who do not belong to your household: children of friends, neighbours, brothers and sisters, grandchildren etc.)".
206b	b208b	Whom helped		Question specified: "Whose children did you help?". Item 19 not proposed.
206c	b208c	Person lived in the same hh at that time	NA	NA

Non-Resident Children

207	b209	Have given birth to/ fathered any children or have adopted any children		
208		Name of children		Not in the dataset
209a	b211a	All children alive		Additional filter: If more than eight stepchildren, only the seven last born ones (youngest) and the oldest one were described.
209b	b211b	Mentioned dead child		
210	b212	Sex of non-resident child		Additional filter: If the child is alive (question not asked for deceased children).
211	b213	Type of non-resident child		NA
212	b214	date since hh membership of child		NA
213	b215	Biological child of current partner		Additional filter: if the child is alive (question not asked for deceased children).
214a	b216a	Age of child		
214b	b216	date of birth of child		
215	b217	date of death of child		NA
216	b220	date of leaving parental home of child		Interviewer instruction: if respondent never lived with the child, indicate child's date of birth.
217	b221h	Time (hrs) to reach home of child		
217	b221t	Time (mins) to reach home of child		
218	b222	Freq. of looking after child		NA
218	b222u	Time unit of freq. of looking after child		NA
219	b223	Number of meetings with the child		Two additional items: «1501. Only during the holidays » « 1502. does not need to be taken care of (too old) »
220	b224	Satisfaction with the relationship with child		
221	b225	Ever had any foster children		NA

Step Children

222	bn225	Same partner as in wave 1		
223	b226	Any non-resident stepchildren		
224		Name of children		Not in the dataset
225a	b228a	All non-resident stepchildren alive		Comment: question also asked when the partner was the same than in Wave 1.
225b	b228b	Dead non-resident stepchild mentioned		Comment: question also asked when the partner was the same than in Wave 1.
226	b229	Gender of non-resident stepchild		Comment: question also asked when the partner was the same than in Wave 1.
227	b230	date of birth of stepchild		
228	b231	Membership hh >= 3 mnths stepchild		NA
229	b232	date starting living in hh stepchild		NA
230	b233	date of death stepchild	NA	NA
231	b234	date of stopping living in hh stepchild		NA

Grandchildren

232	b238	Number of grandchildren		
233	bn238	Any grand children since (first wave)		
234	b239	date of birth of the oldest grandchild		
235	b240	date of birth of the youngest grandchild		
236	b241	Freq. of grandchild care	NA	NA
236	b241u	Time unit of help	NA	NA
237a	b242a	Any great grandchildren		
237b	b242b	Number of great grandchildren		

3. PARTNERSHIPS

Partnership History

301	bn301	Living with a partner at the moment of {wave 1}		Answer retrieved from Wave 1.
302	bn302	Married to this partner at the moment of {wave 1}		Answer retrieved from Wave 1. One additional item "1501. Pacte Civil de Solidarite (PACS) - civil solidarity pact".
303	bn303	Married to this partner after {wave 1}		Additional filter: if 302=1 or 1501. One additional item: "civil union (PACS) afterwards".
304	bn304	date of marriage		Additional filter: if 303=1 or 1501.
305	bn305	Living together with the same partner/ spouse as in {wave 1}		
306	bn306	Living together with a partner since {wave1}		Question specified: by living together as a couple, we mean living in the same dwelling during at least three months in a row.
307	b334	date starting living together with partner		
308	b336	date of birth of partner		
309	b338	Number of children of partner at start of living together		
310	b335a	Was married or not with partner		One additional item: "1501. Pacte Civil de Solidarite (PACS) - civil union"
311	b335b	date of marriage		Comment: also asked for PACS. One additional item "
312	b343	How partnership ends		
313	b344	date of ending of partnership		Question specified: "have or adopt children".
314	b345	Any children with partner		
315	b3461	Children stay during 1st yr after broke up partnership (up to 3 answers)		
316	b349a	Got divorced from partner		Comment: also asked for PACS. Question specified: "divorce or start the divorce procedure". One additional item "1501. pending divorce".
317	b349b	Date of divorce		Also asked for PACS. Question specified: "divorce or start the divorce procedure".
318	b350	Who started the legal process of divorce of partnership		Also asked for PACS.
319	b351	Any other partnership after partnership 1 to xx just asked about		Limited to 3 partners.
320a	b352a	Any prev. homosexual partnership		
320b	b352b	Which partnership homosexual (see ref. partnership table)		
322a	b303b	Is partner born in the country		
322b	b303b	Country of birth of the partner		
322c	b303c	date of permanent residence in the country		
323	b308	Highest education level of the current partner		Seven specific items "1501. 0 - isced97" "1502. 1-2 - isced97" "1503. 3A isced97" "1504. 3B - isced97" "1505. 3C - isced97" "1506. 5A-6 - isced97" "1507. 5B - isced97"
324	b309	Main subject of the partners studies (see list of subjects)		Additional filter: If the partner obtained at least one degree.
325	bn332	Intention to marry your partner during the next 3 years		Question asked also to respondents with a non-resident partner.
326	b327	Intention to start living with a/ your during the next 3 years		
327	b332	Intention to marry during next 3 yrs		One additional item "1501. already married with my non-resident partner".
Current Non-Resident Partner or Spouse				
328	b310	Have relationship to somebody without cohabitation		
329	b311	date starting relationship		If same partner than in Wave 1, the answer is retrieved from Wave 1. Question specified: when did tis relationship start to become serious?
330a	b312a	Reason for living apart		One additional item: "1501. other reasons".
330b	b312b	R's reason for living apart (most important one)		
330c	b312c	Partner's reason for living apart (most important one)		
330d	b312d	Circumstances for living apart (most important one)		Two additional items: "1501. because of the health of partner" "1502. because of children (hers/his or yours)".
331	b313	Sex of the non-resident partner		
332	bn314	Ever lived with non-resident partner		Question specified: "for at least three months".
333	b315y	Yr of birth non-resident partner		If same partner than in Wave 1, the answer is retrieved from Wave 1.
334a	b316a	Is non-resident partner born in the country		
334b	b316b	Country of birth non-resident partner		
334c	b316c	country		

335	b321	Highest education level of non-resident partner		Seven specific items "1501. 0 - isced97" "1502. 1-2 - isced97" "1503. 3A - isced97" "1504. 3B - isced97" "1505. 3C - isced97" "1506. 5A-6 - isced97" "1507. 5B - isced97"
336	b322	Main subject of non-resident partner's studies (see list of subjects)		Additional filter: if the partner obtained at least one degree.
337	b323	Current activity of non-resident partner		One additional item: "1501. In apprenticeship or paid training".
338	b324h	Time distance (hrs) to partner's residence		
338	b324t	Time distance (mins) to partner's residence		
339	b325	Number of meetings with non-resident partner		
339	b325u	Time unit of meetings with non-resident partner		
340	b326	Everyday activities limitation of the non-resident partner		
341	b330	Partner thinks that you should start living together		

4. HOUSEHOLD ORGANISATION AND PARTNERSHIP QUALITY

Household organisation

401a	b401a	Who does hh tasks		Additional filter: if the respondent has a coresident partner
401b	b401b	Which other persons in hh do hh tasks		NA
402	b402	Satisfaction with the division of the hh tasks		
403	b403	Which other people 1 to 5 helps regularly with the hh (up to 5 persons)		Additional filter : If someone give free and regular help with household tasks. Limited to 2 answers. Item 19 not proposed.
404	b404	Someone paid to do housework		Question specified: including people who is not paid by the household but by a mutual insurance company of a household member for example.

Decision-Making

405a	b405a_a	Who makes decisions about hh: Routine hh purchases		
405a	b405a_b	Who makes decisions about hh: Expensive purchases for the hh		
405a	b405a_c	Who makes decisions about hh: Own time in paid work	NA	NA
405a	b405a_d	Who makes decisions about hh: Your partners time in paid work	NA	NA
405a	b405a_e	Who makes decisions about hh: Way of child raising		Additional filter: If children in the household
405a	b405a_f	Who makes decisions about hh: Social activities		
405b	b405b	Which other person in hh make decisions about hh		NA
406	b406	How hh income is organized		

Partnership Quality

407	b407	Satisfaction with relationship to partner		Additional filter: asked to respondents with a non-resident partner only if their parents do not live in the household, not asked if someone else is in the room. One additional item : "1501. question not asked because someone else is in the room".
408	b408_a	Couples disagreements within last 12 mnths: HH chores		Additional filter: asked to respondents with a non-resident partner only if their parents do not live in the household.
408	b408_b	Couples disagreements within last 12 mnths: Money		Additional filter: asked to respondents with a non-resident partner only if their parents do not live in the household.
408	b408_c	Couples disagreements within last 12 mnths: Use of leisure time		Additional filter: asked to respondents with a non-resident partner only if their parents do not live in the household.
408	b408_d	Couples disagreements within last 12 mnths: Sex		Additional filter: asked to respondents with a non-resident partner only if their parents do not live in the household.
408	b408_e	Couples disagreements within last 12 mnths: Relations with friends		Additional filter: asked to respondents with a non-resident partner only if their parents do not live in the household.
408	b408_f	Couples disagreements within last 12 mnths: Relations with parents, in-laws		Additional filter: asked to respondents with a non-resident partner only if their parents do not live in the household.
408	b408_g	Couples disagreements within last 12 mnths: Child-raising issues		Additional filter: asked to respondents with a non-resident partner only if their parents do not live in the household and if children in the household.
408	b408_h	Couples disagreements within last 12 mnths: Having children		Additional filter: asked to respondents with a non-resident partner only if their parents do not live in the household and if the respondent is a woman younger than 50 or a man whose partner is younger than 50.
408	b408_i	Couples disagreements within last 12 mnths: Drinking alcohol		Additional filter: asked to respondents with a non-resident partner only if their parents do not live in the household.
409	b409	Kind of reaction on disagreement		Additional filter: asked to respondents with a non-resident partner only if their parents do not live in the household.
410	b410	Have thought about breaking up partnership over last 12 mnths		Additional filter: asked to respondents with a non-resident partner only if their parents do not live in the household, not asked if someone else is in the room. One additional item : "1501. question not asked because someone else is in the room".

5. PARENTS AND PARENTAL HOME

Co-Residence with Biological Parents

501		Living with or without parents in the household		
502		Are parents biological parents		
503		Is father biological father		
504		Is mother biological mother		
505		Biological mother alive		from Wave 1.
506		Biological father alive		from Wave 1.
507		Biological parents alive		If the parents deceased before Wave 1, the answer was retrieved from Wave 1.
508		Parents living together		Additional filter: If the respondent does not live with his/her parents.

Questions about biological mother

509		Living arrangement of the mother	NA	One additional item "1501. another type of housing".
510		Limitation or disability of the mother		
511		Time distance to mother's residence		
512		Number of meetings with the mother		One additional item "1501. several times a day".
513		Satisfaction with relationship to mother		
514		Intention start living together with mother within next 3 yrs		

Questions about Biological Father

515		Living arrangement of the father	NA	One additional item "1501. another type of housing".
516		Limitation or disability of the father		
517		Time distance to father's residence		
518		Number of meetings with the father		One additional item "1501. several times a day".
519		Satisfaction with relationship to father		
520		Intention start living together with father within next 3 yrs		

Questions about Parents Living Together

521		Living arrangement of the parents	NA	One additional item "1501. another type of housing".
522		Limitation or disability of the father		
523		Limitation or disability of the mother		
524		Time distance to parent's residence		
525		Number of meetings with the father		One additional item "1501. several times a day".
526		Number of meetings with the mother		One additional item "1501. several times a day".
527		Satisfaction with relationship to father		
528		Satisfaction with relationship to mother		
529		Intention start living together with the parentd within next 3 yrs		

Questions about biological mother

530		Living arrangement of the mother	NA	One additional item "1501. another type of housing".
531		Limitation or disability of the mother		
532		Time distance to mother's residence		
533		Number of meetings with the mother		One additional item "1501. several times a day".
534		Satisfaction with relationship to mother		
535		Intention start living together with mother within next 3 yrs		

Questions about Biological Father

536		Living arrangement of the father	NA	One additional item "1501. another type of housing".
537		Limitation or disability of the father		
538		Time distance to father's residence		
539		Number of meetings with the father		One additional item "1501. several times a day".
540		Satisfaction with relationship to father		
541		Intention start living together with father within next 3 yrs		

Brothers, Sisters, Grandparents

542	b5106b_b	Number of brothers alive		
542	b5106b_s	Number of sisters alive		
543	b5107	Number of grandparents alive		Additional filter: If the respondent is younger than 60 and if at least one of the grandparents was alive at the time of Wave 1. Separated in 2 questions "how many of your maternal grandparents are alive?" "how many of your paternal grandparents are alive?"

Start Living Separately from Parents

544	b5116	Date of first time living separately from parents for at least 3 mnths		Answer retrieved from Wave 1 for respondents who were leaving separately from their parents at the time of Wave 1.
545a	b5117a	Ever had living separately from parents for at least 3 mnths		parents at the time of wave 1. Question specified "over the course of the 3 last years".
545b	b5117b	Date of first time living separately from parents for at least 3 mnths		
546	b5118	Intention to live separately from parents within the next 3 yrs		Additional item: "1501. this is my parents who live with me"
547	b5121	Does partner/spouse think that R should start living separately from parents		

Additional filter: The fertility section was not asked to male respondents aged 50 or older who do not have a partner (except the question about adoption).

6. FERTILITY

601	b601	Ever had a sexual intercourse	NA	NA
-----	------	-------------------------------	----	----

Current Pregnancy

602	b602	Woman, R's partner or any woman pregnant		
603	b603	Expected date of birth of the child		
604	b604	R wanted a baby before pregnancy began		
605	b605	Timing for the pregnancy		
606	b606	Partner wanted a baby before pregnancy began		
607	b607	Any help or method to get pregnant	NA	Limited to 4 answers. Item 5 separated in 2 items: "with partner's sperm" / "with donor's sperm"
608	b608	Date of beginning to have support to get pregnant	NA	Only year (month not asked)
609	b609	Contraceptive method to prevent this pregnancy		NA. A question about contraception was asked but the wording was too different from the core questionnaire to be comparable with other harmonized data.
610	b610	Date of last use of contraception		NA.

Reminder: the fertility section was not asked to male respondents aged 50 or older who do not have a partner (except the question about adoption)

Fecundity

611	b611	Want another baby now	NA	NA
612	b612	Physically possible to have a child		NA
613	b618	Kind of infertility treatment		NA. the question was asked but the filter was too different from the core questionnaire to be comparable with harmonized data (the question was asked only to respondent who are currently trying to have a child or have tried during the last 3 years).
614	b615	Partner wants another baby now		Question specified "now or later". Two specific items "1501. yes, now" "1502. yes, but later".
615	b616	Physically possible for partner to have a child		NA
616	b620	Contraceptive method used now		Limited to 4 answers. One additional item "1501. other".
617	b621	Date of last use or do anything to prevent pregnancy		

Reminder: the fertility section was not asked to male respondents aged 50 or older who do not have a partner (except the question about adoption). This subsection was also asked to pregnant respondents (or whose partner is pregnant for men)

Intentions to Have Children

618	b622	Intention to have a child during next 3 yrs		
619	b623	Intention to adopt a child or take a foster child during next 3 yrs		Question specified: "Do you intend to apply for adoption during the next three years or do you have an on-going application?"
620	b624	Intention to have a child at all (after 3 yrs)		NA
621	b625	Preferred sex of next child		
622	b626	How many more children R wants to have		
623	b630	Total number of intended children		
624	b631	Intention to adopt a child or take a foster child during next 3 yrs		Question specified: "Do you intend to apply for adoption during the next three years or do you have an on-going application?"

7. HEALTH AND WELL-BEING

Health in General

701	b701	General health status		
702a	b702a	Any long-standing or illness chronic condition		
702b	b702b	Duration of long-standing or illness chronic condition		
703a	b703a	Any health-related limitation or disability		
703b	b703b	Duration of health-related limitation or disability		

Personal Care

704	b704	Any regular help needed in personal care		
705	b705	Has received any regular help over the last 2 months from professional person		
706	b706	Has received any regular help over last 12 mnths from other person		
707	b707	From whom (provider 1 to 5) did R get the help		Limited to 3 answers. Item 19 not proposed.
708	b708	Does this person live in the R's hh		
709	b709	Was this person paid for the help		
710	b710	Any regular help given over last 12 mnths		Question specified: do not take account of care for respondent's children or grandchildren except if they are disabled.
711	b711	To whom (receiver) did R give help		Limited to 3 answers. Item 19 not proposed.
712	b712	Does this person live in the R's hh	NA	

Emotional Support

713	b713	Any exchange about R's personal experiences and feelings over last 12 mnths		
714	b714	Whom did respondent talk to		Item 19 not proposed.
715	b715	Does this person live in the R's hh	NA	NA
716	b716	Any exchange about anyone's personal experiences and feelings over last 12 mnths		
717	b717	Whom did respondent talk to		Item 19 not proposed.
718	b718	Does this person live in the R's hh	NA	NA

Well-Being

719	b720	Statements life experience		
720	b721	Experience R prev. Week		

8. ACTIVITY AND EDUCATION HISTORY

801	bn871	Working status		One additional item: "1501. maternity leave or parental leave".
802	bn872	Starting date of activity		
803	bn873	Ending date of activity		
804	bn874	Highest reached education level		iscd97 "1502. 1-2 - iscd97" "1503. 3A - iscd97" "1504. 3B - iscd97" "1505. 3C - iscd97" "1506. 5A-6 - iscd97" "1507. 5B - iscd97"
805	bn875	Full- time or part time of activity		
806	bn876	Starting date of part time		
807	bn877	Ending date of part time		
808	bn878	Starting date of the last part time		
809	bn879	Ending date of the last part time		
810	bn880	Studying next to main activity		
811	bn881	Starting date of studies		
812	bn882	Ending date of studies		
813	bn883	Highest reached education level		Seven specific items "1501. 0 - iscd97" "1502. 1-2 - iscd97" "1503. 3A - iscd97" "1504. 3B - iscd97" "1505. 3C - iscd97" "1506. 5A-6 - iscd97" "1507. 5B - iscd97"
814	bn884	Studying next to main activity		
815	bn885	Intention to start/ resume education		Additional filter: is the respondent is younger than 55

9. RESPONDENT'S PRESENT ACTIVITY AND INCOME

901	b801	Current activity status		One additional item: "1501. In apprenticeship or paid training". Item 7 not proposed.
-----	------	-------------------------	--	---

Questions to Those on Maternity, Parental or Childcare Leave

902	b802	Does R on maternity, parental leave or childcare leave		Three specific items: "1501. on maternity leave" "1502. on paternity leave" "1503. on full time parental leave".
903	b804	How satisfied with leave		
904a	b805a	Any paid work in the last 7 days ending last Sunday	NA	NA
904b	b805b	Full-time or part-time leave		
905	b806	Opportunity of resume work after parental leave		Additional filter: If the respondent partner was working before his/her leave.
906a	b807a	Intention to resume work after leave		
906b	b807b	Would like to resume work after leave		

Questions to the Unemployed

907	b809	How satisfied with being unemployed	NA	
908	b810	Intention to take a job or start a business within the next 3 yrs		
909	b811	Any job/business just before being unemployed		NA

Questions to Students

910	b813	How satisfied with being student vocational training	NA	
911	b814	Intention to finish education within the next 3 yrs		
912	b815	Any job/business just before starting education/vocational training		NA

Questions to the Retired

913	b817	How satisfied with being retired		
914	b818	Intention to take a job within the next 3 yrs	NA	
915	bn818	Year of retirement		
916	b819	Any job/business just before retiring		NA

Questions to those who are ill or permanently disabled

917	b820	Intention to take a job within the next 3 yrs		
918	b821	Any job/business just before illness or handicap		NA

Questions to Homemakers

919	b823	How satisfied with being homemaker		
920	b824	Intention to take a job within the next 3 yrs		
921	b825	Any job/business just before becoming homemaker		NA

Questions to Those Who Are in Military Service or Social Service

922	b826	Intention to take a job within the next 3 yrs	NA	NA
923	b827	Any job/business just before starting military or social service	NA	NA

Previous Employment

924	b828	Last occupation (see code ISCO)		Seven specific items "1501 - Central government employee" "1502 - Employee of local government, public housing or hospital services" "1503 - Employee of a company, an artisan, an association" "1504 - Employed by a private person" "1505 - Unpaid helping family member" "1506 - Business owner, employee, manager director, manager with minority holding, associate" "1507 - Self-employed"
925	b829	Class of worker		
926	b830	Reason for stopping prev. job/business		

Questions to Those Who Did Not Declare Working

927	b831	Any paid work in the last 7 days ending last Sunday	NA	NA
928	bn931	full time or part time		NA

Questions to Those Who Are Working

929	b832	Current occupation (see code ISCO)		Question specified if the respondent helps a family member: "which is the principal activity of the person you help?".
930	b833	Starting date of job/business		
931	b835	Number of hrs usually working per week		
932	b836	Location of work place		
933	b837	Work schedule		French specificity, up to 4 answers (4 variables)
934	b838	Class of worker		

Questions to employees

935	b839	Satisfaction about current job		
936	b840	Supervision or co-ordination responsibilities		
937	b841	Sex composition of business or organization local unit		
938	b842	Business or organization private, public of mixed		Item 1 specified : "including non-profitmaking organizations".
939	b843	Services or benefits from employer		
940	b844	Employer allows flexible time arrangements for personal reason		
941	b845	Type of contract		
942	b846	Regularity of work		
943	b847	Satisfaction about job security		
944	b848	Intention to change company or start a business within next 3 yrs		
945	b849	Intention to give up paid work within next 3 yrs		

Questions to the self-employed

946	b850	Satisfaction about self-employment		
947	b851	Number of paid employees		more".
948	b852	Expectations about development of the business or farm within next 3 yrs		
949	b853	Intention to start a new business or take a job within next 3 yrs		
950	b854	Intention to give up paid work during next 3 yrs		

Questions to all those who are working

951a	b855_a	I have come home from work too tired to do chores that need to be done		Additional filter: If the respondent is not in maternity or parental leave.
951b	b855_b	Difficult fulfill family responsibilities because of amount time spent on job		Additional filter : If the respondent is not in maternity or parental leave and if more than one person in the household.
951c	b855_c	I have arrived at work too tired to function well because of hh work		Additional filter: If the respondent is not in maternity or parental leave.
951d	b855_d	I have found it difficult concentrate at work due to family responsibilities		Additional filter: If the respondent is not in maternity or parental leave.
952	b856	Intention to retire or take early retirement within next 3 yrs		Additional item: Not concerned because they did not have the legal possibility to retire.

Additional Job or Business

953	b860	Any income from additional job/business		
954	b861	Kind of activity of additional job/business (see code ISCO)		
955	b862	Number of hrs usually working per week on additional job/business		
956	b863	Class of worker of additional job/business		

Income

957	b864	Types of income received during the last 12 months		One additional item: "1501. alimony".
958	b865	Number of payments received last 12 mnths type income		
959	b866	Net amount of payment type income		
960	b867	Range amount received from payment type income		

10. PARTNER'S ACTIVITY AND INCOME

1001	b901	Partner/spouse's activity		One additional item: "1501. In apprenticeship or paid training". item 7 not proposed.
Questions to Those Whose Partner Is on Maternity, Parental or Childcare Leave				
1002	b902	Is partner/spouse on maternity, parental or childcare leave		Three specific items: "1501. on maternity leave" "1502. on paternity leave" "1503. on full time parental leave".
1003	b903	Starting date of partner/spouse's leave		
1004a	b904a	Any work by partner/spouse in the last 7 days ending last Sunday	NA	NA
1004b	b904b	Partner/spouse's full-time or part-time		
1005	b905	Opportunity for partner/spouse to resume work after parental leave		Additional filter: If the partner was working before his/her leave.
1006a	b906a	Partner/spouse's intention to resume work after leave		four specific items "1501. No" "1502. probably not" "1503. probably yes" "1504. yes"
1006b	b906b	Partner would like to resume work after leave		
Questions to Those Whose Partner Is Unemployed				
1007	b907	Starting date when partner became unemployed		
1008	b908	Did partner have any job/business just before being unemployed		NA
Questions to Those Whose Partner Is a Student				
1009	b909	Starting date when partner in school		
1010	b910	Did partner have any job/business just before beginning school		NA
Questions to Those Whose Partner Is Retired				
1011	b911	Starting date when partner became retired		
1012	b912	Did partner have any job/business just before being retired		NA
Questions to Those Whose Partner Is ill or permanently disabled.				
1013	b913	Did partner have any job/business just before becoming ill or disabled		NA
Questions to Those Whose Partner Is a Homemaker				
1014	b914	Starting date when partner became homemaker		
1015	b915	Did partner have any job/business before becoming homemaker		NA
Questions to Those Whose Partner Is in Military Service or Social Service				
1016	b916	Did partner have any job/business before being in military, social service	NA	NA
Partner's Previous Employment				
1017	b917	Partner's last occupation (see code ISCO)		If the partner was inactive since Wave 1, the answer was retrieved from Wave 1.
1018	b918	Partner's class of worker		Seven specific items "1501. Central government employee" "1502. Employee of local government, public housing or hospital services" "1503. Employee of a company, an artisan, an association" "1504. Employed by a private person" "1505. Unpaid helping family member" "1506. Business owner, employee, manager director, manager with minority holding, associate" "1507. Selfemployed"
1019	b919	Partner's reason for stopping work		employer".
Questions to Those Who Did Not Declare Partner Working				
1020	b920	Is partner in paid work in the 7 days ending last Sunday		NA
Questions to Those Whose Partner Is Working				
1021	b921	Partner's current occupation (see code ISCO)		Question specified if the partner helps a family member: "which is the principal activity of the person you help?"
1022	b922	Partner's full-time or part-time		
1023	b923	Partner's number of hrs usually working per week		
1024	b924	Partner's location of work place		
1025	b925	Partner's work schedule		
1026	b926	Partner's class of worker		

Questions to those whose partner is an employee

1027	b927	Partner has supervision/co-ordination responsibilities		
1028	b928	Partner's business or organization private, public or mixed		
1029	b929	Partner gets services or benefits from employer		
1030	b930	Partner's employer allows flexible time arrangements for personal reason		

Question to those whose partner is self-employed

1031	b931	Partner's number of paid employees		Three specific items: "1501. none" "1502. less than 10" "1503. ten or more".
------	------	------------------------------------	--	--

Partner's Additional Job or Business

1032	b932	Has partner any income from additional job/business		
1033	b933	Partner's kind of activity of additional job/business (see code ISCO)		
1034	b934	Partner's number of hrs usually working per week on additional job/business		
1035	b935	Partner's class of worker of additional job/business		

Partner's Income

1036	b936	Types of income received by partner during the last 12 months		
1037	b937	Number payments received partner last 12 mnths type income		
1038	b938	Partner's net amount payment type income		
1039	b939	Range amount received partner payment type income		

11. HOUSEHOLD POSSESSIONS, INCOME AND TRANSFERS

Household Possessions and Economic Deprivation

1101	b1001	Possession hh appliance		
1102	b1002	HH able to make ends meet		
1103	b1003	Can hh afford: keeping your home adequately warm		Additional filter: if 1102=1, 2 or 3.
1104	b1004	Whether the household has been unable to pay these items during the last 12 mont		
1105	b1005	Normally money left for savings		Additional filter: if 1102=4, 5 or 6.

Income from Other Sources than Employment

1106	b1006	Types of income received by household during the last 12 months		Additional filter for item a: If children < 7 years or/and person <22 years in the household or/and R or R's partner pregnant.
1107	b1007	Types of income received by other member of household, except R and partner		NA

Total Household Income

1108	b1008	Average net income of all household members during the last 12 months	NA	NA
1108	b1008u	Time unit of income	NA	NA
1109	b1009	Approximate range of mnthly income of the hh		Question specified: "Including all types of incomes -wages, alimony, retirement pension, social assistance payments, allowances, and other pensions- for all household members".

Monetary Transfers

1110	b1010	Any transfer (money etc.) received by R or partner/spouse from person outside hh		
1111	b1011	Person who provided money, goods or assets		Question specified: "If we deal with inheritance, record the person deceased from who the inheritance came from". Item 19 non proposed.
1112	b1013	Transfer from person one-time, occasional or regular transfer		
1113	b1014	Cash value of transfer received from person within last 12 mnths		
1114	b1015	Any transfer (money etc.) given by R or partner to person outside the hh		Question specified: "do not take account of gifts to charities".
1115	b1016	Person who received money, goods or assets		Item 19 non proposed.
1116	b1017	Transfer to person one-time, occasional or regular transfer		
1117	b1018	Cash value of transfer given to person within last 12 mnths		

12. VALUE ORIENTATIONS AND ATTITUDES

1201	b1104	Aims of the country for the next 10 yrs.	NA	NA
1202	b1105	Opinion about thrusting people	NA	NA
1203	b1106	Opinion about fairness of people	NA	NA
1204	b1107	Opinion about marriage and children		Item i specified: "if they can afford it".
1205	b1108	First most important qualities for children	NA	
1206	b1109	First most important aspect of a job	NA	
1207	b1110	Opinion about caring for people in society		Question specified: "supposing the family has this possibility".
1208	b1111	Opinion about helping children		
1209	b1112	Opinion about caring elderly		
1210	b1113	Opinion about sex roles		
1211	b1114	Opinion about job and family		

Documents de Travail

Ces fascicules vous seront adressés sur simple demande à l'auteur :
Institut national d'études démographiques, 133, bd Davout, 75980 PARIS Cedex 20
Tél : (33) 01 56 06 20 86 Fax : (33) 01 56 06 21 99

- N° 173. – Arnaud RÉGNIER-LOILIER, Leila SABONI, Béatrice VALDES, *Presentation and Modifications to the Generations and Gender Survey Questionnaire in France (Wave 2). L'Étude des relations familiales et intergénérationnelles (Érfi)*, novembre 2011, 146 p.
- N° 172. – Cris BEAUCHEMIN, Hugues LAGRANGE, Mirna SAFI, *Transnationalism and immigrant assimilation in France: between here and there?*, Imiscoe Annual Conference, Workshop 6: Integration and transnationalism: how are the two connected? Warsaw, Poland – 7-9 September 2011, 2011, 26 p.
- N° 171. – Jean-Louis PAN KÉ SHON (Ined), Claire SCODELLARO (université de Nancy-II), *Discrimination au logement et ségrégation ethno-raciale en France*, 2011, 30 p.
- N° 170. – Audrey SIEURIN (APHP-Ined), Emmanuelle Cambois (Ined), Jean-Marie Robine (Inserm-Ined), *Les espérances de vie sans incapacité en France : Une tendance récente moins favorable que dans le passé*, 2011, 30 p.
- N° 169. – Ariane PAIHLÉ et Anne SOLAZ, *Does job insecurity cause missing births in a high fertility European country. Evidence for France*, 2011, 32 p.
- N° 168. – Équipe TeO, coordonné par Patrick SIMON, Cris BEAUCHEMIN et Christelle HAMEL, *Trajectoire et Origines. Enquête sur la diversité des populations en France. Premiers résultats*, 2010, 152 p.
- N° 167. – Angela LUCI, Olivier THEVENON, *Does economic development drive the fertility rebound in OECD countries ?*, 2010, 45 p.
- N° 166. – Cris BEAUCHEMIN (Ined), Lama KABBANJI (Ined), Bruno SCHOUMAKER (UCL), *Sept communications présentées lors de la table ronde sur les migrations entre l'Afrique et l'Europe*, Dakar, Sénégal, 21 novembre 2009, 244 p.
- N° 165. – Arnaud RÉGNIER-LOILIER, Présentation, questionnaire et documentation de la seconde vague de l'étude des relations familiales et intergénérationnelles (Érfi-GGS2), 211 p.
- N° 164. – Carole BONNET (Ined), Anne SOLAZ (Ined), Elisabeth ALGAVA (Dares), *La séparation conjugale affecte-t-elle l'activité professionnelle ? Une estimation basée sur les méthodes d'appariement*, 2009, 36 p.
- N° 163. – Olivia EKERT- JAFFÉ, *Le coût du temps consacré aux enfants : contraintes de temps et activité féminine/The Real Time Cost of Children in France is Equally Shared by Mothers and Fathers*, 2009, 48 p.
- N° 162. – Laurent GOBILLON et François-Charles WOLFF, *Housing and location choices of retiring households : Evidence from France*, 2009, 28 p.
- N° 161. – Matthieu SOLIGNAC, *Les politiques de conciliation vie professionnelle/vie familiale menées par les employeurs : élaboration d'une typologie des établissements de l'Enquête Familles-Employeurs*, 2009, 143 p.
- N° 160. – Géraldine DUTHÉ, Raphaël LAURENT, Gilles PISON, *Vivre et mourir après 60 ans en milieu rural africain. Isolement, recours aux soins et mortalité des personnes âgées à Mlomp*, 2009, 26 p.
- N° 159. – Nathalie DONZEAU et Jean-Louis PAN KÉ SON, *La mobilité résidentielle depuis la fin des Trente Glorieuses*, 2009, 34 p.
- N° 158. – Olivier THÉVENON, *The costs of raising children and the effectiveness of policies to support parenthood in European countries: a Literature Review 2009*, 612 p.
- N° 157. – Jean-Louis PAN KÉ SON, *L'émergence du sentiment d'insécurité en quartiers défavorisés. Dépassement du seuil de tolérance... aux étrangers ou à la misère ?*, 2009, 20 p.

- N° 156. – Maryse Marpsat, *The Ined Research on Homelessness*, 1993-2008, 2008, 218 p.
- N° 155. – Éva BEAUJOUAN, Anne SOLAZ, *Childbearing after separation: Do second unions make up for earlier missing births? Evidence from France*, 2008, 24 p.
- N° 154. – Carole BONNET, Laurent GOBILLON, Anne LAFERRÈRE, *The effect of widowhood on housing and location choices*, 2008, 40 p.
- N° 153. – Louise MARIE DIOP-MAES, *La population ancienne de l'Afrique subsaharienne. Les éléments d'évaluation*, 2008, 20 p.
- N° 152. – *Traduction en Russe du N° 121.*
- N° 151. – P. FESTY, J. ACCARDO, D. DEMAILLY, L. PROKOFIEVA, I. KORTCHAGINA, A. SZUKIELOJC-BIENKUNSKA, L. NIVOROZHINA, L. OVTCHAROVA, M. SEBTI, A. PATERNO, S. STROZZA, I. ELISEEVA, A. SHEVYAKOV, *Mesures, formes et facteurs de la pauvreté. Approches comparative*, 2008, 196 p.
- N° 150. – Géraldine DUTHÉ, Serge H. D. FAYE, Emmanuelle GUYAVARCH, Pascal ARDUIN, Malick A. KANTE, Aldiouma DIALLO, Raphaël LAURENT, Adama MARRA, Gilles PISON, *La détermination des causes de décès par autopsie verbale : étude de la mortalité palustre en zone rurale sénégalaise*, 2008, 42 p.
- N° 149. – Maryse MARPSAT, *Services for the Homeless in France. Description, official statistics, client recording of information. A report for the European Commission*, 2007, 84 p.
- N° 148. – Olivier THÉVENON, *L'activité féminine après l'arrivée d'enfants : disparités et évolutions en Europe à partir des enquêtes sur les Forces de travail, 1992-2005*, 2007, 56 p.
- N° 147. – Magali BARBIERI, *Population en transition. Dix communications présentées au XXV^e Congrès général de la population, Tours, France, 18-23 juillet 2005*, 2007, 201 p.
- N° 146. – François CHAPIREAU, *La mortalité des malades mentaux hospitalisés en France pendant la deuxième guerre mondiale*, 2007, 36 p.
- N° 145. – Maryse MARPSAT, *Explorer les frontières. Recherches sur des catégories « en marge »*, Mémoire présenté en vue de l'habilitation à diriger des recherches en sociologie, 2007, 274 p.
- N° 144. – Arnaud RÉGNIER-LOILIER et Pascal SEBILLE, *Modifications to the Generations and Gender Surveys questionnaire in France (wave 1)*, 192 p.
- N° 143. – Ariane PAILHÉ et Anne SOLAZ, *L'enquête Familles et employeurs. Protocole d'une double enquête et bilan de collecte*, 180 p.
- N° 142. – Annie BACHELOT et Jacques de MOUZON, *Données de l'enquête « Caractéristiques des couples demandant une fécondation in vitro en France »*, 2007, 44 p.
- N° 141. – Olivia EKERT-JAFFÉ, Shoshana GROSSBARD et Rémi MOUGIN, *Economic Analysis of the Childbearing Decision*, 2007, 108 p.
- N° 140. – Véronique HERTRICH and Marie LESCLINGAND, *Transition to adulthood and gender: changes in rural Mali*
- N° 139. – Patrick SIMON et Martin CLÉMENT, *Rapport de l'enquête « Mesure de la diversité ». Une enquête expérimentale pour caractériser l'origine*, 2006, 86 p.
- N° 138. – Magali BARBIERI, Alfred NIZARD et Laurent TOULEMON, *Écart de température et mortalité en France*, 2006, 80 p.
- N° 137. – Jean-Louis PAN KE SHON, *Mobilités internes différentielles en quartiers sensibles et ségrégation*, 2006, 42 p.
- N° 136. – Francisco MUNOZ-PEREZ, Sophie PENNEC, avec la collaboration de Geneviève Houriet Segard, *Évolution future de la population des magistrats et perspectives de carrière, 2001-2040*, 2006, XXX + 114 p.
- N° 135. – Alexandre DJIRIKIAN et Valérie LAFLAMME, sous la direction de Maryse MARPSAT, *Les formes marginales de logement. Étude bibliographique et méthodologique de la prise en compte du logement non ordinaire*, 2006, 240 p.
- N° 134. – Catherine BONVALET et Éva LELIÈVRE, *Publications choisies autour de l'enquête « Biographies et entourage »*, 2006, 134 p.

- N° 133. – Arnaud RÉGNIER-LOILIER, *Présentation, questionnaire et documentation de l'« Étude des relations familiales et intergénérationnelles » (Erfi). Version française de l'enquête « Generations and Gender Survey » (GGS)*, 2006, 238 p.
- N° 132. – Lucie BONNET et Louis BERTRAND (sous la direction de), *Mobilités, habitat et identités*, Actes de la journée d'étude « Jeunes chercheurs ». Le logement et l'habitat comme objet de recherche. Atelier 3, 2005, 92 p.
- N° 131. – Isabelle FRECHON et Catherine Villeneuve-Gokalp, *Étude sur l'adoption*, 2005, 64 p.
- N° 130. – Dominique MEURS, Ariane PAIHLÉ et Patrick SIMON, *Mobilité intergénérationnelle et persistance des inégalités. L'accès à l'emploi des immigrés et de leurs descendants en France*, 2005, 36 p.
- N° 129. – Magali MAZUY, Nicolas RAZAFINDRATSIMA, Élise de LA ROCHEBROCHARD, *Déperdition dans l'enquête « Intentions de fécondité »*, 2005, 36 p.
- N° 128. – Laure MOGUEROU et Magali BARBIERI, *Population et pauvreté en Afrique. Neuf communications présentées à la IV^e Conférence africaine sur la population*, Tunis, Tunisie, 8-12 décembre 2003, 2005, 184 p.
- N° 127. – Jean-Louis PAN KÉ SHON, *Les sources de la mobilité résidentielle. Modifications intervenues sur les grandes sources de données dans l'étude des migrations*, 2005, 30 p.
- N° 126. – Thierry DEBRAND et Anne-Gisèle PRIVAT, *L'impact des réformes de 1993 et de 2003 sur les retraites. Une analyse à l'aide du modèle de microsimulation Artémis*, 2005, 28 p.
- N° 125. – Kees WAALDIJK (ed), *More or less together: levels of legal consequences of marriage, cohabitation and registered partnership for different-sex and same-sex partners: a comparative study of nine European countries*, 2005, 192 p. (s'adresser à Marie DIGOIX)
- N° 124. – Marie DIGOIX et Patrick FESTY (eds), *Same-sex couples, same-sex partnerships, and homosexual marriages: A Focus on cross-national differentials*, 2004, 304 p.
- N° 123. – Marie DIGOIX et Patrick FESTY (sous la dir.), *Séminaire « Comparaisons européennes », années 2001-2002*, 2004, 220 p.
- N° 122. – Emmanuelle GUYAVARCH et Gilles PISON, *Les balbutiements de la contraception en Afrique au Sud du Sahara*, septembre 2004, 48 p.
- N° 121. – Maryse JASPARD et Stéphanie CONDON, *Genre, violences sexuelles et justice*. Actes de la journée-séminaire du 20 juin 2003, 2004, 135p.
- N° 120. – Laurent TOULEMON et Magali MAZUY, *Comment prendre en compte l'âge à l'arrivée et la durée de séjour en France dans la mesure de la fécondité des immigrants ?*, 2004, 34 p.
- N° 119. – Céline CLÉMENT et Bénédicte GASTINEAU (coord.), *Démographie et sociétés*. Colloque international « Jeunes Chercheurs », Cerpos-Université Paris X-Nanterre, 1^{er} et 2 octobre 2002, 2003, 350 p.
- N° 118. – Monique BERTRAND, Véronique DUPONT et France GUERIN-PACE (sous la dir.), *Espaces de vie. Une revue des concepts et des applications*, 2003, 188 p.
- N° 117. – Stéphanie CONDON et Armelle ANDRO, *Questions de genre en démographie*. Actes de la journée du 22 juin 2001, 2003, 128 p.
- N° 116. – Maryse JASPARD et l'équipe Enveff, *Le questionnaire de l'enquête Enveff. Enquête nationale sur les violences envers les femmes en France*, 2003, 10 + 88 p.
- N° 115. – Zahia OUADAH-BEDIDI et Jacques VALLIN, *Disparités régionales de l'écart d'âge entre conjoints en Algérie. Évolution depuis 1966*, 2003, 32 p.
- N° 114. – Magali MAZUY, *Situations familiales et fécondité selon le milieu social. Résultats à partir de l'enquête EHF de 1999*, 2002, 60 p.
- N° 113. – Jean-Paul SARDON, *Fécondité et transition en Europe centrale et orientale*, 2002, 38 p.
- N° 112. – Thérèse LOCOH, *Deux études sur la fécondité en Afrique : 1) Structures familiales et évolutions de la fécondité dans les pays à fécondité intermédiaire d'Afrique de l'Ouest ;*

- 2) *Baisse de la fécondité et mutations familiales en Afrique sub-saharienne*, 2002, 24 p. et 30 p.
- N° 111.– Thierry DEBRAND et Anne-Gisèle PRIVAT, *Individual real wages over business cycle: The impact of macroeconomic variations on individual careers and implications concerning retirement pensions*, 2002, 38 p.
- N° 110.– Recueil préparé par Amandine LEBUGLE et Jacques VALLIN, *Sur le chemin de la transition. Onze communications présentées au XXIV^e Congrès général de la population à Salvador de Bahia, Brésil, août 2001*, 2002, 234 p.
- N° 109.– Éric BRIAN, Jean-Marc ROHRBASSER, Christine THÉRÉ, Jacques VÉRON (intervenants et organisateurs), *La durée de vie : histoire et calcul*. Séminaire de la valorisation de la recherche, 7 février 2000, 2002, 70 p.
- N° 108.– France MESLÉ et Jacques VALLIN, *Montée de l'espérance de vie et concentration des âges au décès*, 2002, 20 p.
- N° 107.– Alexandre AVDEEV, *La mortalité infantile en Russie et en URSS: éléments pour un état des recherches*, 2002, 48 p.
- N° 106.– Isabelle ATTANÉ (organisatrice), *La Chine en transition : questions de population, questions de société*. Séminaire de la valorisation de la recherche, 31 janvier et 1^{er} février 2001 (s'adresser à Céline PERREL), 2002, 46 p.
- N° 105.– A. AVDEEV, J. BELLENGER, A. BLUM, P. FESTY, A. PAILHE, C. GOUSSEFF, C. LEFÈVRE, A. MONNIER, J.-C. SEBAG, J. VALLIN (intervenants et organisateurs), *La société russe depuis la perestroïka : rupture, crise ou continuité?* Séminaire de la valorisation de la recherche, 1^{er} mars 2001 (s'adresser à Céline PERREL), 2001, 124 p.
- N° 104.– Jacques VÉRON, Sophie PENNEC, Jacques LÉGARÉ, Marie DIGOIX (éds), *Le contrat social à l'épreuve des changements démographiques ~ The Social Contract in the Face of Demographic Change*, Actes des 2^e Rencontres Sauvy, 2001, 386 p.
- N° 103.– Gilles PISON, Alexis GABADINHO, Catherine ENEL, *Mlomp (Sénégal). Niveaux et tendances démographiques; 1985-2000*, 2001, 182 p.
- N° 102.– *La famille en AOF et la condition de la femme*. Rapport présenté au Gouverneur général de l'AOF. par Denise SAVINEAU (1938). Introduction de Pascale Barthélémy, 2001, XXII-222 p.
- N° 101.– Jean-Paul SARDON, *La fécondité dans les Balkans*, 2001, 88 p.
- N° 100.– Jean-Paul SARDON, *L'évolution récente de la fécondité en Europe du Sud*, 26 p.
- N° 99.– S. JUSTEAU, J.H. KALTENBACH, D. LAPEYRONNIE, S. ROCHÉ, J.C. SEBAG, X. THIERRY ET M. TRIBALAT (intervenants et organisateurs), *L'immigration et ses amalgames*. Séminaire de la valorisation de la recherche, 24 mai 2000, 2001, 94 p.
- N° 98.– Juliette HALIFAX, *L'insertion sociale des enfants adoptés. Résultats de l'enquête « Adoption internationale et insertion sociale », 2000 (Ined – Les Amis des enfants du monde)*, 2001, 58 p.
- N° 97.– Michèle TRIBALAT, *Modéliser, pour quoi faire?*, 2001, 10 p.
- N° 96.– O. EKERT-JAFFÉ, H. LERIDON, S. PENNEC, I. THÉRY, L. TOULEMON et J.-C. SEBAG (intervenants et organisateurs), *Évolution de la structure familiale*. Séminaire de la valorisation de la recherche, 28 juin 2000, 2001, 110 p.
- N° 95.– A. ANDRO, A. LEBUGLE, M. LESCLINGAND, T. LOCOH, M. MOUVAGHA-SOW, Z. OUADAH-BEDIDI, J. VALLIN, C. VANDERMEERSCH, J. VÉRON, *Genre et développement. Huit communications présentées à la Chaire Quetelet 2000*, 2001, 158 p.
- N° 94.– C. BONVALET, C. CLÉMENT, D. MAISON, L. ORTALDA et T. VICHNEVSKAIA, *Réseaux de sociabilité et d'entraide au sein de la parenté : Six contributions*, 2001, 110 p.
- N° 93.– Magali MAZUY et Laurent TOULEMON, *Étude de l'histoire familiale. Premiers résultats de l'enquête en ménages*, 2001, 100 p.
- N° 92.– *Politiques sociales en France et en Russie*, INED/IPSEP, 2001, 246 p.

- N° 91.– Françoise MOREAU, *Commerce des données sur la population et libertés individuelles*, 2001, 20 p. + Annexes.
- N° 90.– Youssef COURBAGE, Sergio DELLAPERGOLA, Alain DIECKHOFF, Philippe FARGUES, Emile MALET, Elias SANBAR et Jean-Claude SEBAG (intervenants et organisateurs), *L'arrière-plan démographique de l'explosion de violence en Israël-Palestine*. Séminaire de la valorisation de la recherche, 30 novembre 2000, 2000, 106 p.
- N° 89.– Bénédicte GASTINEAU et Elisabete de CARVALHO (coordonné par), *Démographie: nouveaux champs, nouvelles recherches*, 2000, 380 p.
- N° 88.– Gil BELLIS, Jean-Noël BIRABEN, Marie-Hélène CAZES et Marc de BRAEKELEER (modérateur et intervenants), *Génétiq ue et populations*. Séminaire de la valorisation de la recherche, 26 janvier 2000, 2000, 96 p.
- N° 87.– Jean-Marie FIRDION, Maryse MARPSAT et Gérard MAUGER (intervenants), *Étude des sans-domicile: le cas de Paris et de l'Île-de-France*. Séminaire de la valorisation de la recherche, 19 avril 2000, 2000, 90 p.
- N° 86.– François HÉLAN et Jean-Claude SEBAG (responsables modérateurs), *L'utilisation des sources administratives en démographie, sociologie et statistique sociale*. Séminaire de la valorisation de la recherche, 20 septembre 2000, 2000, 170 p.
- N° 85.– Michel BOZON et Thérèse LOCOH (sous la dir.), *Rapports de genre et questions de population. II. Genre, population et développement*, 2000, 200 p.
- N° 84.– Michel BOZON et Thérèse LOCOH (sous la dir.), *Rapports de genre et questions de population. I. Genre et population, France 2000*, 2000, 260 p.
- N° 83.– Stéphanie CONDON, Michel BOZON et Thérèse LOCOH, *Démographie, sexe et genre: bilan et perspectives*, 2000, 100 p.
- N° 82.– Olivia EKERT-JAFFE et Anne SOLAZ, *Unemployment and family formation in France*, 2000, 26 p.
- N° 81.– Jean-Marie FIRDION, *L'étude des jeunes sans domicile dans les pays occidentaux : état des lieux*, 1999, 28 p.
- N° 80.– *Age, génération et activité : vers un nouveau contrat social ? / Age, cohort and activity: A new "social contract"?*, Actes des 1^{ères} rencontres Sauvy (s'adresser à Marie DIGOIX), 1999, 314 p.
- N° 79.– Maryse MARPSAT, *Les apports réciproques des méthodes quantitatives et qualitatives : le cas particulier des enquêtes sur les personnes sans domicile*, 1999, 24 p.
- N° 78.– *Les populations du monde, le monde des populations. La place de l'expert en sciences sociales dans le débat public*, Actes de la Table ronde pour l'inauguration de l'Ined, 1999, 54 p.
- N° 77.– Isabelle SÉGUY, Fabienne LE SAGER, *Enquête Louis Henry. Notice descriptive des données informatiques*, 1999, 156 p.
- N° 76.– I. SÉGUY, H. COLENÇON et C. MÉRIC, *Enquête Louis Henry. Notice descriptive de la partie nominative*, 1999, 120 p.
- N° 75.– Anne-Claude LE VOYER (s'adresser à H. LERIDON), *Les processus menant au désir d'enfant en France*, 1999, 200 p.
- N° 74.– Jacques VALLIN et France MESLÉ, *Le rôle des vaccinations dans la baisse de la mortalité*, 1999, 20 p.
- N° 73.– Bernard ZARCA, *Comment passer d'un échantillon de ménages à un échantillon de fratries ? Les enquêtes «Réseaux familiaux» de 1976, «Proches et parents» de 1990 et le calcul d'un coefficient de pondération*, 1999, 20 p.
- N° 72.– Catherine BONVALET, *Famille-logement. Identité statistique ou enjeu politique?* 1998, 262 p.
- N° 71.– Denise ARBONVILLE, *Normalisation de l'habitat et accès au logement. Une étude statistique de l'évolution du parc "social de fait" de 1984 à 1992*, 1998, 36 p.
- N° 70.– *Famille, activité, vieillissement : générations et solidarités*. Bibliographie préparée par le Centre de Documentation de l'Ined, 1998, 44 p.

- N° 69.– XXIII^e Congrès général de la population, Beijing, Chine, 11-17 octobre 1997:
 A) *Contribution des chercheurs de l'Ined au Congrès*, 1997, 178 p.
 B) *Participation of Ined Researchers in the Conference*, 1997, 180 p.
- N° 68.– France MESLÉ et Jacques VALLIN, *Évolution de la mortalité aux âges élevés en France depuis 1950*, 1998, 42 p.
- N° 67.– Isabelle SEGUY, *Enquête Jean-Noël Biraben «La population de la France de 1500 à 1700». Répertoire des sources numériques*, 1998, 36 p.
- N° 66.– Alain BLUM, *I. Statistique, démographie et politique. II. Deux études sur l'histoire de la statistique et de la statistique démographique en URSS (1920-1939)*, 1998, 92 p.
- N° 65.– Annie LABOURIE-RACAPÉ et Thérèse LOCOH, *Genre et démographie : nouvelles problématiques ou effet de mode ?* 1998, 27 p.
- N° 64.– C. BONVALET, A. GOTMAN et Y. GRAFMEYER (éds), et I. Bertaux-Viame, D. Maison et L. Ortalda, *Proches et parents : l'aménagement des territoires*, 1997.
- N° 63.– Corinne BENVENISTE et Benoît RIANDEY, *Les exclus du logement : connaître et agir*, 1997, 20 p.
- N° 62.– Sylvia T. WARGON, *La démographie au Canada, 1945-1995*, 1997, 40 p.
- N° 61.– Claude RENARD, *Enquête Louis Henry. Bibliographie de l'enquête*, 1997, 82 p.
- N° 60.– H. AGHA, J.C. CHASTELAND, Y. COURBAGE, M. LADIER-FOULADI, A.H. MEHRYAR, *Famille et fécondité à Shiraz (1996)*, 1997, 60 p.
- N° 59.– Catherine BONVALET, Dominique MAISON et Laurent ORTALDA, *Analyse textuelle des entretiens «Proches et Parents»*, 1997, 32 p.
- N° 58.– B. BACCAÏNI, M. BARBIERI, S. CONDON et M. DIGOIX (éds),
Questions de population. Actes du Colloque Jeunes Chercheurs:
 I. *Mesures démographiques dans des petites populations*, 1997, 50 p.
 II. *Nuptialité – fécondité – reproduction*, 1997, 120 p.
 III. *Histoire des populations*, 1997, 90 p.
 IV. *Économie et emploi*, 1997, 50 p.
 V. *Vieillesse – retraite*, 1997, 66 p.
 VI. *Famille*, 1997, 128 p.
 VII. *Santé – mortalité*, 1997, 136 p.
 VIII. *Population et espace*, 1997, 120 p.
 IX. *Migration – intégration*, 1997, 96 p.
- N° 57.– Isabelle SÉGUY et Corinne MÉRIC, *Enquête Louis Henry. Notice descriptive non nominative*, 1997, 106 p.
- N° 56.– Máire Ní BHROLCHÁIN and Laurent TOULEMON, *Exploratory analysis of demographic data using graphical methods*, 1996, 50 p.
- N° 55.– Laurent TOULEMON et Catherine de GUIBERT-LANTOINE, *Enquêtes sur la fécondité et la famille dans les pays de l'Europe (régions ECE des Nations unies). Résultats de l'enquête française*, 1996, 84 p.
- N° 54.– G. BALLAND, G. BELLIS, M. DE BRAEKELEER, F. DEPOID, M. LEFEBVRE, I. SEGUY, *Généalogies et reconstitutions de familles. Analyse des besoins*, 1996, 44 p.
- N° 53.– Jacques VALLIN et France MESLÉ, *Comment suivre l'évolution de la mortalité par cause malgré les discontinuités de la statistique ? Le cas de la France de 1925 à 1993*, 1996, 46p .
- N° 52.– Catherine BONVALET et Eva LELIÈVRE, *La notion d'entourage, un outil pour l'analyse de l'évolution des réseaux individuels*, 1996, 18 p.
- N° 51.– Alexandre AVDEEV, Alain BLUM et Serge ZAKHAROV, *La mortalité a-t-elle vraiment augmenté brutalement entre 1991 et 1995?*, 1996, 80 p.
- N° 50.– France MESLÉ, Vladimir SHKOLNIKOV, Véronique HERTRICH et Jacques VALLIN, *Tendances récentes de la mortalité par cause en Russie, 1965-1993*, 1995, 70 p.
 Avec, en supplément, 1 volume d'Annexes de 384 p.

- N° 49.– Jacques VALLIN, *Espérance de vie : quelle quantité pour quelle qualité de vie ?*, 1995, 24 p.
- N° 48.– François HÉRAN, *Figures et légendes de la parenté*:
I. Variations sur les figures élémentaires, 1995, 114 p.
II. La modélisation de l'écart d'âge et la relation groupe/individu, 1995, 84 p.
III. Trois études de cas sur l'écart d'âge: Touaregs, Alyawara, Warlpiri, 1995, 102 p.
IV. Le roulement des alliances, 1995, 60 p.
V. Petite géométrie fractale de la parenté, 1995, 42 p.
VI. Arbor juris. Logique des figures de parenté au Moyen Age, 1996, 62 p.
VII. De Granet à Lévi-Strauss, 1996, 162 p.
VIII. Les vies parallèles. Une analyse de la co-alliance chez les Etoro de Nouvelle-Guinée, 1996, 80 p.
IX. Ambrym ou l'énigme de la symétrie oblique : histoire d'une controverse, 1996, 136 p.
- N° 47.– Olivia EKERT-JAFFÉ, Denise ARBONVILLE et Jérôme WITTWER, *Ce que coûtent les jeunes de 18 à 25 ans*, 1995, 122 p.
- N° 46.– Laurent TOULEMON, *Régression logistique et régression sur les risques. Deux supports de cours*, 1995, 56 p.
- N° 45.– Graziella CASELLI, France MESLÉ et Jacques VALLIN, *Le triomphe de la médecine. Évolution de la mortalité en Europe depuis le début de siècle*, 1995, 60 p.
- N° 44.– Magali BARBIERI, Alain BLUM, Elena DOLGIKH, Amon ERGASHEV, *La transition de fécondité en Ouzbékistan*, 1994, 76 p.
- N° 43.– Marc De BRAEKELEER et Gil BELLIS, *Généalogies et reconstitutions de familles en génétique humaine*, 1994, 66 p.
- N° 42.– Serge ADAMETS, Alain BLUM et Serge ZAKHAROV, *Disparités et variabilités des catastrophes démographiques en URSS*, 1994, 100 p.
- N° 41.– Alexandre AVDEEV, Alain BLUM et Irina TROITSKAJA, *L'avortement et la contraception en Russie et dans l'ex-URSS : histoire et présent*, 1993, 74 p.
- N° 40.– Gilles PISON et Annabel DESGREES DU LOU, *Bandafassi (Sénégal) : niveaux et tendances démographiques 1971-1991*, 1993, 40 p.
- N° 39.– Michel Louis LÉVY, *La dynamique des populations humaines*, 1993, 20 p.
- N° 38.– Alain BLUM, *Systèmes démographiques soviétiques*, 1992, 14 + X p.
- N° 37.– Emmanuel LAGARDE, Gilles PISON, Bernard LE GUENNO, Catherine ENEL et Cheikh SECK, *Les facteurs de risque de l'infection à VIH2 dans une région rurale du Sénégal*, 1992, 72 p.
- N° 36.– Annabel DESGREES DU LOU et Gilles PISON, *Les obstacles à la vaccination universelle des enfants des pays en développement. Une étude de cas en zone rurale au Sénégal*, 1992, 26 p.
- N° 35.– France MESLÉ, Vladimir SHKOLNIKOV et Jacques VALLIN, *La mortalité par causes en URSS de 1970 à 1987 : reconstruction de séries statistiques cohérentes*, 1992, 36 p.
- N° 34.– France MESLÉ et Jacques VALLIN, *Évolution de la mortalité par cancer et par maladies cardio-vasculaires en Europe depuis 1950*, 1992, 48 p.
- N° 33.– Didier BLANCHET, *Vieillesse et perspectives des retraites : analyses démographiques*, 1991, 120 p.
- N° 32.– Noël BONNEUIL, *Démographie de la nuptialité au XIX^e siècle*, 1990, 32 p.
- N° 31.– Jean-Paul SARDON, *L'évolution de la fécondité en France depuis un demi-siècle*, 1990, 102 p.
- N° 30.– Benoît RIANDEY, *Répertoire des enquêtes démographiques : bilan pour la France métropolitaine*, 1989, 24 p.
- N° 29.– Thérèse LOCOH, *Changement social et situations matrimoniales : les nouvelles formes d'union à Lomé*, 1989, 44 p.
- N° 28.– Catherine ENEL, Gilles PISON, et Monique LEFEBVRE, *Migrations et évolution de la nuptialité. L'exemple d'un village joola du sud du Sénégal, Mlomp*, 1989, 26 p.

- (Sénégal) depuis 50 ans, 1ère édition : 1989, 36 p. ; 2ème édition revue et augmentée : 1990, 48 p.
- N° 27.– Nicolas BROUARD, *L'extinction des noms de famille en France : une approche*, 1989, 22 p.
- N° 26.– Gilles PISON, Monique LEFEBVRE, Catherine ENEL et Jean-François TRAPE, *L'influence des changements sanitaires sur l'évolution de la mortalité : le cas de Mlomp*, 1989, 36 p.
- N° 25.– Alain BLUM et Philippe FARGUES, *Estimation de la mortalité maternelle dans les pays à données incomplètes. Une application à Bamako (1974-1985) et à d'autres pays en développement*, 1989, 36 p.
- N° 24.– Jacques VALLIN et Graziella CASELLI, *Mortalité et vieillissement de la population*, 1989, 30 p.
- N° 23.– Georges TAPINOS, Didier BLANCHET et Olivia EKERT-JAFFÉ, *Population et demande de changements démographiques, demande et structure de consommation*, 1989, 46 p.
- N° 22.– Benoît RIANDEY, *Un échantillon probabiliste de A à Z : l'exemple de l'enquête Peuplement et dépeuplement de Paris. INED (1986)*, 1989, 12 p.
- N° 21.– Noël BONNEUIL et Philippe FARGUES, *Prévoir les « caprices » de la mortalité. Chronique des causes de décès à Bamako de 1964 à 1985*, 1989, 44 p.
- N° 20.– France MESLÉ, *Morbidité et causes de décès chez les personnes âgées*, 1988, 18 p.
- N° 19.– Henri LERIDON, *Analyse des biographies matrimoniales dans l'enquête sur les situations familiales*, 1988, 64 p.
- N° 18.– Jacques VALLIN, *La mortalité en Europe de 1720 à 1914 : tendances à long terme et changements de structure par âge et par sexe*, 1988, 40 p.
- N° 17.– Jacques VALLIN, *Évolution sociale et baisse de la mortalité : conquête ou reconquête d'un avantage féminin ?*, 1988, 36 p.
- N° 16.– Gérard CALOT et Graziella CASELLI, *La mortalité en Chine d'après le recensement de 1982*:
 I.– *Analyse selon le sexe et l'âge au niveau national et provincial*, 1988, 72 p.
 II.– *Tables de mortalité par province*, 1988, 112 p.
- N° 15.– Peter AABY (s'adresser à J. VALLIN), *Le surpeuplement, un facteur déterminant de la mortalité par rougeole en Afrique*, 1987, 52 p.
- N° 14.– Jacques VALLIN, *Théorie(s) de la baisse de la mortalité et situation africaine*, 1987, 44 p.
- N° 13.– Kuakuvi GBENYON et Thérèse LOCOH, *Différences de mortalité selon le sexe, dans l'enfance en Afrique au Sud du Sahara*, 1987, 30 p.
- N° 12.– Philippe FARGUES, *Les saisons et la mortalité urbaine en Afrique. Les décès à Bamako de 1974 à 1985*, 1987, 38 p.
- N° 11.– Gilles PISON, *Les jumeaux en Afrique au Sud du Sahara : fréquence, statut social et mortalité*, 1987, 48 p.
- N° 10.– Philippe FARGUES, *La migration obéit-elle à la conjoncture pétrolière dans le Golfe ? L'exemple du Koweït*, 1987, 30 p.
- N° 9.– Didier BLANCHET, *Deux études sur les relations entre démographie et systèmes de retraite*, 1986, 26 p.
- N° 8.– Didier BLANCHET, *Équilibre malthusien et liaison entre croissances économique et démographique dans les pays en développement : un modèle*, 1986, 20 p.
- N° 7.– Jacques VALLIN, France MESLÉ et Alfred NIZARD, *Reclassement des rubriques de la 8ème révision de la Classification internationale des maladies selon l'étiologie et l'anatomie*, 1986, 56 p.
- N° 6.– Philippe FARGUES, *Un apport potentiel des formations sanitaires pour mesurer la mortalité dans l'enfance en Afrique*, 1986, 34 p.

- N° 5.– Jacques VALLIN et France MESLÉ, *Les causes de décès en France de 1925 à 1978*, 1986, 36 p.
- N° 4.– Graziella CASELLI, Jacques VALLIN, J. VAUPEL et A. YASHIN, *L'évolution de la structure par âge de la mortalité en Italie et en France depuis 1900*, 1986, 28 p.
- N° 3.– Paul PAILLAT, *Le vécu du vieillissement en 1979*, 1981, 114 p.
- N° 2.– Claude LÉVY, *Aspects socio-politiques et démographiques de la planification familiale en France, en Hongrie et en Roumanie*, 1977, 248 p.
- N° 1.– Georges TAPINOS, *Les méthodes d'analyse en démographie économique*, 1976, 288 p.